ISED Test Report

IC	:	**3147A-VEDAIF912**
Equipment	:	**802.11ax Wi-Fi 6 + BT5.4 Module**
Model No.	:	**Veda IF912**
Brand Name	:	**Ezurio**
Applicant	:	**Ezurio LLC**
Address	:	**W66N220 Commerce Court, Cedarburg, WI 53012 United States Of America**
Manufacturer	:	**Ezurio LLC**
Address	:	**W66N220 Commerce Court, Cedarburg, WI 53012 United States Of America**
Standard	:	**RSS-247 Issue 4 July 2025**
Received Date	:	**Jan. 12, 2026**
Tested Date	:	**Mar. 05 ~ Mar. 26, 2026**

We, International Certification Corporation, would like to declare that the tested sample has been evaluated and in compliance with the requirement of the above standards. The test results contained in this report refer exclusively to the product. It shall not be reproduced except in full without the written approval of our laboratory.

Reviewed by:

Along Chen / Manager

Approved by:

Gary Chang / Manager

Table of Contents

1 GENERAL DESCRIPTION 5

1.1 Information 5
1.2 Local Support Equipment List 9
1.3 Test Setup Chart 9
1.4 The Equipment List 10
1.5 Test Standards 11
1.6 Reference Guidance 11
1.7 Deviation from Test Standard and Measurement Procedure 11
1.8 Measurement Uncertainty 11

2 TEST CONFIGURATION 12

2.1 Testing Facility 12
2.2 The Worst Test Modes and Channel Details 12

3 TRANSMITTER TEST RESULTS 13

3.1 6dB and Occupied Bandwidth 13
3.2 Output Power 14
3.3 Power Spectral Density 15
3.4 Unwanted Emissions into Restricted Frequency Bands 16
3.5 Emissions in Non-Restricted Frequency Bands 18
3.6 AC Power Line Conducted Emissions 19

4 TEST LABORATORY INFORMATION 20

Appendix A. 6dB and Occupied Bandwidth

Appendix B. Output Power

Appendix C. Power Spectral Density

Appendix D. Unwanted Emissions into Restricted Frequency Bands

Appendix E. Emissions in Non-Restricted Frequency Bands

Appendix F. AC Power Line Conducted Emissions

Release Record

Report No.	Version	Description	Issued Date
CR611203-1AC	Rev. 01	Initial issue	Jun. 15, 2026

Summary of Test Results

IC Rules	Test Items	Measured	Result
RSS-Gen Section 8.8	AC Power Line Conducted Emission	[dBuV]: 0.436MHz 39.01 (Margin -8.13dB) - AV	Pass
RSS-247 Section 6.6 RSS-Gen Section 8.9	Unwanted Emissions	[dBm]: 2483.72MHz -23.21 (Margin -2.01dB) - PK	Pass
RSS-247 Section 6.3.2	Output Power	Max Power [dBm]: 25.01	Pass
RSS-247 Section 6.3.1 (a)	6dB Bandwidth	Meet the requirement of limit	Pass
RSS-247 Section 6.3.1 (b)	Power Spectral Density	Meet the requirement of limit	Pass
N/A	Antenna Requirement	Meet the requirement of limit	Pass

Declaration of Conformity:
The test results with all measurement uncertainty excluded are presented in accordance with the regulation limits or requirements declared by manufacturers.
Comments and Explanations:
The declared of product specification for EUT presented in the report are provided by the manufacturer, and the manufacturer takes all the responsibilities for the accuracy of product specification.

1 General Description

1.1 Information

1.1.1 Product Details

Model Name	Part No.	Product Name	Description
Veda IF912	453-00396	802.11ax Wi-Fi 6 + BT5.4 Module	Module, Veda IF912, SIP, Tri Band, No Embedded Memory, RF Trace Pin
	453-00397		Module, Veda IF912, SIP, Tri Band, Embedded Ext. Memory, 8M PSRAM, 8M Flash, RF Trace Pin

1.1.2 Specification of the Equipment under Test (EUT)

RF General Information					
Frequency Range (MHz)	IEEE Std. 802.11	Ch. Freq. (MHz)	Channel Number	Transmit Chains (N_{TX})	Data Rate / MCS
2400-2483.5	b	2412-2462	1-11 [11]	1	1-11 Mbps
2400-2483.5	g	2412-2462	1-11 [11]	1	6-54 Mbps
2400-2483.5	n (HT20)	2412-2462	1-11 [11]	1	MCS 0-7
2400-2483.5	ax (HE20)	2412-2462	1-11 [11]	1	MCS 0-11

Note 1: RF output power specifies that Maximum Peak Conducted Output Power.
Note 2: DSSS-DBPSK, DQPSK, CCK modulation
OFDM/OFDMA- BPSK, QPSK, 16QAM, 64QAM, 256QAM and 1024QAM modulation.
Note 3: 802.11ax supports full RU and partial RU configuration. Test results of partial RU configuration are recorded in this report. Refers to report no.: CR611203AC for test results of full RU configuration.

1.1.3 Antenna Details

Integrated Antenna

Brand / Model	Part Number	Type	Connector	Operating Frequencies (MHz) / Antenna Gain (dBi)				
				2400~2483.5	5150~5250	5250~5350	5470~5725	5725~5850
Yageo / Chip Antenna	ANT1608LL 14R2460A	Chip	NA	2.3	0.1	0.1	1.8	2.5

Brand / Model	Part Number	Type	Connector	Operating Frequencies (MHz) / Antenna Gain (dBi)			
				5925~6425	6425~6525	6525~6875	6875~7125
Yageo / Chip Antenna	ANT1608LL 14R2460A	Chip	NA	2.7	3.3	2.8	3.4

External Antenna

Brand / Model	Part Number	Type	Connector	Operating Frequencies (MHz) / Antenna Gain (dBi)				
				2400~2483.5	5150~5250	5250~5350	5470~5725	5725~5850
Ezurio / FlexMIMO 6E	EFD2471A3 S-10MH4L	PIFA	MHF4L	2.2	3.8	3.8	3.8	3.8
Ezurio / FlexPIFA 6E	EFB2471A3 S-10MH4L	PIFA	MHF4L	2.2	3.9	3.9	3.9	3.9
Ezurio / Mini NanoBlade Flex 6GHz	EMF2471A3 S-10MH4L	PCB Dipole	MHF4L	2.4	4.4	4.4	4.4	4.4
Joymax Electronics / Dipole 6E	TWX-100BR S3B	Dipole	RP-SMA	2	4	4	4	4
Ezurio / FlexPIFA Dual Band	001-0021	PIFA	IPEX MHF4L	2.5	3	3	3	3
Ezurio / FlexPIFA Dual Band	EFB2455A3 S-15MH4L	PIFA	MHF1	2.5	3	3	3	3

Brand / Model	Part Number	Type	Connector	Operating Frequencies (MHz) / Antenna Gain (dBi)			
				5925~6425	6425~6525	6525~6875	6875~7125
Ezurio / FlexMIMO 6E	EFD2471A3 S-10MH4L	PIFA	MHF4L	3.3	3.3	3.3	3.3
Ezurio / FlexPIFA 6E	EFB2471A3 S-10MH4L	PIFA	MHF4L	3.8	3.8	3.8	3.8
Ezurio / Mini NanoBlade Flex 6GHz	EMF2471A3 S-10MH4L	PCB Dipole	MHF4L	5.2	5.2	5.2	5.2
Joymax Electronics / Dipole 6E	TWX-100BR S3B	Dipole	RP-SMA	4	4	4	4

1.1.4 Configuration of Equipment under Test (EUT)

Power Supply Type	3.3Vdc from host	
RU Configuration	☒ Full RU	☒ Partial RU

1.1.5 Test Sample Information

Serial Number of Test Sample	Radiated Emission: 00033 AC Power Line Conducted Emission: 00033 Antenna Port Conducted: 00033

1.1.6 Channel List

Channel	Frequency(MHz)
1	2412
2	2417
3	2422
4	2427
5	2432
6	2437
7	2442
8	2447
9	2452
10	2457
11	2462

1.1.7 Test Tool and Duty Cycle

Test Tool	GNOME Terminal, Version: 3.52.0		
Duty Cycle and Duty Factor	**Mode**	**Duty Cycle (%)**	**Duty Factor (dB)**
	ax HE20 RU26	99.34%	0.03
	ax HE20 RU52	99.44%	0.02
	ax HE20 RU106	98.96%	0.05

1.1.8 Power Index of Test Tool

Modulation Mode	Test Frequency (MHz)	Power Index
ax HE20-OFDMA RU26	2412	56
ax HE20-OFDMA RU26	2417	64
ax HE20-OFDMA RU26	2422	74
ax HE20-OFDMA RU26	2437	76
ax HE20-OFDMA RU26	2447	76
ax HE20-OFDMA RU26	2452	70
ax HE20-OFDMA RU26	2457	66
ax HE20-OFDMA RU26	2462	48
ax HE20-OFDMA RU52	2412	56
ax HE20-OFDMA RU52	2417	64
ax HE20-OFDMA RU52	2422	76
ax HE20-OFDMA RU52	2437	76
ax HE20-OFDMA RU52	2447	76
ax HE20-OFDMA RU52	2452	72
ax HE20-OFDMA RU52	2457	64
ax HE20-OFDMA RU52	2462	50
ax HE20-OFDMA RU106	2412	58
ax HE20-OFDMA RU106	2417	66
ax HE20-OFDMA RU106	2422	76
ax HE20-OFDMA RU106	2437	76
ax HE20-OFDMA RU106	2447	76
ax HE20-OFDMA RU106	2452	72
ax HE20-OFDMA RU106	2457	65
ax HE20-OFDMA RU106	2462	54

1.2 Local Support Equipment List

Support Equipment List					
No.	**Equipment**	**Brand**	**Model**	**FCC ID**	**Remarks**
1	Laptop	Lenovo	ThinkPad X230	DoC	---
2	Fixture	---	---	---	Provided by applicant.
3	50 ohm load	woken	WTER-18S2	---	---

1.3 Test Setup Chart

Test Setup Diagram (Conducted Emission)

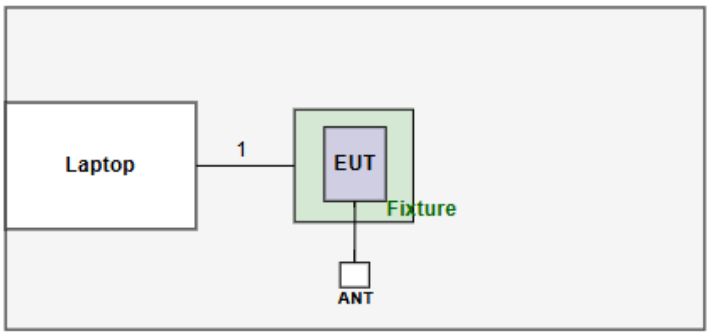

No.	Signal cable / Length (m)
1	USB, 1m shielded.

Test Setup Diagram (Radiated Emission)

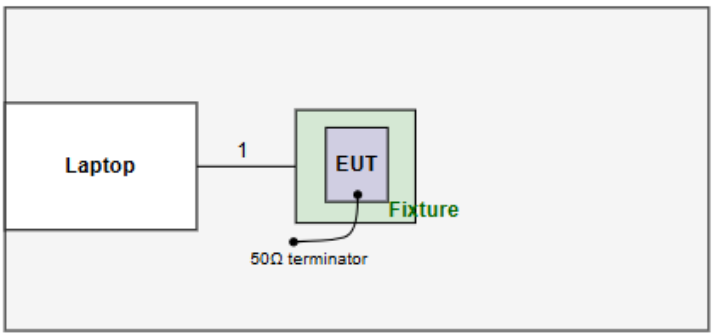

No.	Signal cable / Length (m)
1	USB, 1m shielded.

1.4 The Equipment List

Test Item	RF Conducted				
Test Site	(TH01-WS)				
Tested Date	Mar. 11 ~ Mar. 13, 2026				
Instrument	**Brand**	**Model No.**	**Serial No.**	**Calibration Date**	**Calibration Until**
Spectrum Analyzer	R&S	FSV3044	101516	Jun. 09, 2025	Jun. 08, 2026
Power Meter	Anritsu	ML2495A	1241002	Nov. 21, 2025	Nov. 20, 2026
Power Sensor	Anritsu	MA2411B	1207366	Nov. 21, 2025	Nov. 20, 2026
Attenuator	Pasternack	PE7005-10	10-2	Oct. 03, 2025	Oct. 02, 2026
Measurement Software	Sporton	SENSE-15247_DTS	V5.11	NA	NA
Note: Calibration Interval of instruments listed above is one year.					

Test Item	Radiated Emission				
Test Site	966 chamber3 / (03CH03-WS)				
Tested Date	Mar. 05 ~ Mar. 13, 2026				
Instrument	**Brand**	**Model No.**	**Serial No.**	**Calibration Date**	**Calibration Until**
Receiver	R&S	ESR3	101658	Feb. 26, 2026	Feb. 25, 2027
Spectrum Analyzer	R&S	FSV40	101499	Mar. 27, 2025	Mar. 26, 2026
Loop Antenna	R&S	HFH2-Z2	100330	Nov. 17, 2025	Nov. 16, 2026
Bilog Antenna	SCHWARZBECK	VULB9168	VULB9168-685	Jul. 04, 2025	Jul. 03, 2026
Horn Antenna 1G-18G	SCHWARZBECK	BBHA 9120 D	BBHA 9120 D 1206	Jan. 23, 2026	Jan. 22, 2027
Horn Antenna 18G-40G	SCHWARZBECK	BBHA 9170	BBHA 9170517	Nov. 28, 2025	Nov. 27, 2026
Preamplifier	EMC	EMC02325	980187	Jun. 24, 2025	Jun. 23, 2026
Preamplifier	EMC	EMC118A45SE	980897	Aug. 08, 2025	Aug. 07, 2026
Preamplifier	EMC	EMC184045SE	980903	Aug. 08, 2025	Aug. 07, 2026
Loop Antenna Cable	KOAX KABEL	101354-BW	101354-BW	Oct. 01, 2025	Sep. 30, 2026
LF cable-0.8M	EMC	EMC8D-NM-NM-800	EMC8D-NM-NM-800-001	Sep. 19, 2025	Sep. 18, 2026
LF cable-3M	EMC	EMC8D-NM-NM-3000	131103	Sep. 19, 2025	Sep. 18, 2026
LF cable-13M	EMC	EMC8D-NM-NM-13000	131104	Sep. 19, 2025	Sep. 18, 2026
RF cable-3M	HUBER+SUHNER	SUCOFLEX104	MY22620/4	Sep. 19, 2025	Sep. 18, 2026
RF cable-8M	EMC	EMC104-SM-SM-8000	181107	Sep. 19, 2025	Sep. 18, 2026
RF cable-1M	HUBER+SUHNER	SUCOFLEX104	MY22624/4	Sep. 19, 2025	Sep. 18, 2026
Attenuator	Pasternack	PE7005-10	10-3	Sep. 19, 2025	Sep. 18, 2026
HIGHPASS FILTER	WI	WHK3.1-18G-10SS	43	Sep. 19, 2025	Sep. 18, 2026
Measurement Software	AUDIX	e3	6.120210g	NA	NA
Note: Calibration Interval of instruments listed above is one year.					

Test Item	Conducted Emission				
Test Site	Conduction room 1 / (CO01-WS)				
Tested Date	Mar. 26, 2026				
Instrument	**Brand**	**Model No.**	**Serial No.**	**Calibration Date**	**Calibration Until**
Receiver	R&S	ESR3	101659	Apr. 17, 2025	Apr. 16, 2026
LISN	R&S	ENV216	101579	May 07, 2025	May 06, 2026
LISN	SCHWARZBECK	Schwarzbeck 8127	8127-667	Jan. 13, 2026	Jan. 12, 2027
RF Cable-CON	EMC	EMCCFD300-BM-BM-6000	50821	Oct. 07, 2025	Oct. 06, 2026
50 ohm terminal	NA	50	01	Jun. 17, 2025	Jun. 16, 2026
Measurement Software	AUDIX	e3	6.120210g	NA	NA
Note: Calibration Interval of instruments listed above is one year.					

1.5 Test Standards

RSS-247 Issue 4 July 2025
RSS-Gen Issue 5 February 2021 Amendment 2
ANSI C63.10-2020 + Cor. 1-2023 + C63.10a-2024 + Errata to C63.10a-2024
ANSI C63.4-2014 + C63.4a-2017

1.6 Reference Guidance

FCC KDB 558074 D01 15.247 Meas Guidance v05r02

1.7 Deviation from Test Standard and Measurement Procedure

None

1.8 Measurement Uncertainty

The measurement uncertainties given below are based on a 95% confidence level (based on a coverage factor (k=2)).

Measurement Uncertainty	
Parameters	**Uncertainty**
Bandwidth	±34.130 Hz
Conducted power	±0.808 dB
Power density	±0.583 dB
Conducted emission	±2.715 dB
AC conducted emission	±2.92 dB
Unwanted Emission ≤ 1GHz	±3.96 dB
Unwanted Emission > 1GHz	±4.51 dB

2 Test Configuration

2.1 Testing Facility

Test Laboratory	International Certification Corporation
Test Site	CO01-WS, TH01-WS
Address of Test Site	No.3-1, Lane 6, Wen San 3rd St., Kwei Shan Dist., Tao Yuan City 33381, Taiwan (R.O.C.)
Test Site	03CH03-WS
Address of Test Site	No.14-1, Lane 19, Wen San 3rd St., Kwei Shan Dist., Tao Yuan City 33381, Taiwan (R.O.C.)

- FCC Designation No.: TW0009
- FCC site registration No.: 207696
- ISED#: 10807C
- CAB identifier: TW2732

2.2 The Worst Test Modes and Channel Details

Test item	Modulation Mode	Test Frequency (MHz)	Data Rate	Test method	Mode	Note
AC Power Line Conducted Emission	ax HE20-OFDMA RU26	2437	MCS 0	Conducted	TX	---
Unwanted Emissions ≤ 1GHz	ax HE20-OFDMA RU26	2437	MCS 0	Radiated	TX	Note 2
Unwanted Emissions >1GHz	ax HE20-OFDMA RU26 RU52 RU106	2412 / 2437 / 2462	MCS 0	Radiated	TX	Note 2
Unwanted Emissions ≤ 1GHz	ax HE20-OFDMA RU26	2437	MCS 0	Conducted	TX	---
Output Power	ax HE20-OFDMA RU26	2412 / 2417 / 2422 / 2437 / 2447 / 2452 / 2457 / 2462	MCS 0	Conducted	TX	---
	ax HE20-OFDMA RU52	2412 / 2417 / 2422 / 2437 / 2447 / 2452 / 2457 / 2462	MCS 0			
	ax HE20-OFDMA RU106	2412 / 2417 / 2422 / 2437 / 2447 / 2452 / 2457 / 2462	MCS 0			
6dB bandwidth Power spectral density Unwanted Emissions >1GHz	ax HE20-OFDMA RU26 RU52 RU106	2412 / 2437 / 2462	MCS 0	Conducted	TX	---

NOTE:

1. The EUT was pretested with 3 orientations placed on the table for the radiated emission measurement – X, Y, and Z-plane. The **Y-plane** result was found as the worst case and was shown in this report.
2. The 50Ω terminator is connected to antenna port of EUT for radiated emission measurement.
3. Two skus had been covered during the pretest and found that **Part No. 453-00397** was the worst case and was selected for the final test. (sku 1: Part No. 453-00396, sku 2: Part No. 453-00397)

3 Transmitter Test Results

3.1 6dB and Occupied Bandwidth

3.1.1 Limit of 6dB Bandwidth

The minimum 6dB bandwidth shall be at least 500 kHz.

3.1.2 Test Procedures

6dB Bandwidth

1. Set resolution bandwidth (RBW) = 1% ~ 5 % of OBW, Video bandwidth = 3 x RBW
2. Detector = Peak, Trace mode = max hold.
3. Sweep = No faster than coupled (auto) time, Allow the trace to stabilize.
4. Measure the maximum width of the emission by placing two markers, one at the lowest frequency and the other at the highest frequency of the envelope of the spectral display, such that each marker is at or slightly below the "−6 dB down amplitude". If a marker is below this "−6 dB down amplitude" value, then it shall be as close as possible to this value

Occupied Bandwidth

1. Set resolution bandwidth (RBW) = 1% ~ 5 % of OBW, Video bandwidth = 3 x RBW
2. Detector = Sample, Trace mode = max hold.
3 Sweep = auto couple, Allow the trace to stabilize.
4. Use the OBW measurement function of spectrum analyzer to measure the occupied bandwidth.

3.1.3 Test Setup

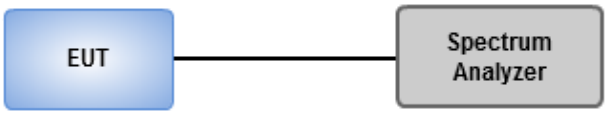

3.1.4 Test Results

Ambient Condition	22-23°C / 63-65%	**Tested By**	Roger Lu

Refer to Appendix A.

3.2 Output Power

3.2.1 Limit of Conducted Output Power and E.I.R.P

The maximum peak conducted output power shall not exceed 1W, and the e.i.r.p. shall not exceed 4 W

3.2.2 Test Procedures

A broadband RF power meter is used for output power measurement. The video bandwidth of power meter is greater than DTS bandwidth of EUT. If duty cycle of test signal is not 100 %, trigger and gating function of power meter will be enabled to capture transmission burst for measuring output power.

3.2.3 Test Setup

3.2.4 Test Results

Ambient Condition	22-23°C / 63-65%	**Tested By**	Roger Lu

Refer to Appendix B.

3.3 Power Spectral Density

3.3.1 Limit of Power Spectral Density

Power spectral density shall not be greater than 8 dBm in any 3 kHz band.

3.3.2 Test Procedures

Peak PSD

1. Set the RBW = 3 kHz, VBW = 10 kHz.
2. Detector = Peak, Sweep time = auto couple.
3. Trace mode = max hold, allow trace to fully stabilize.
4. Use the peak marker function to determine the maximum amplitude level.

Average PSD, duty cycle ≥ 98%

1. Set the RBW = 3 kHz, VBW = 10 kHz.
2. Detector = RMS, Sweep time = auto couple.
3. Sweep time = auto couple.
4. Employ trace averaging (RMS) mode over a minimum of 100 traces.
5. Use the peak marker function to determine the maximum amplitude level.

Average PSD, duty cycle < 98%

1 Set the RBW = 3 kHz, VBW = 10 kHz
2 Detector = RMS, Sweep time = auto couple.
3 Sweep time = auto couple.
4 Employ trace averaging (RMS) mode over a minimum of 100 traces.
5 Use the peak marker function to determine the maximum amplitude level.
6 Add 10 log (1/x), where x is the duty cycle.

3.3.3 Test Setup

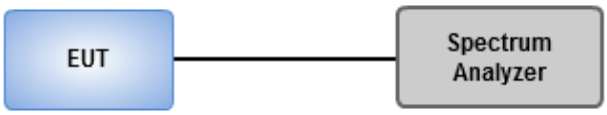

3.3.4 Test Results

Ambient Condition	22-23°C / 63-65%	**Tested By**	Roger Lu

Refer to Appendix C.

3.4 Unwanted Emissions into Restricted Frequency Bands

3.4.1 Limit of Unwanted Emissions into Restricted Frequency Bands

Restricted Band Emissions Limit			
Frequency Range (MHz)	**Field Strength (uV/m)**	**Field Strength (dBuV/m)**	**Measure Distance (m)**
0.009~0.490	2400/F(kHz)	48.5 - 13.8	300
0.490~1.705	24000/F(kHz)	33.8 - 23	30
1.705~30.0	30	29	30
30~88	100	40	3
88~216	150	43.5	3
216~960	200	46	3
Above 960	500	54	3

Note 1:
Qusai-Peak value is measured for frequency below 1GHz except for 9–90 kHz, 110–490 kHz frequency band. Peak and average value are measured for frequency above 1GHz. The limit on average radio frequency emission is as above table. The limit on peak radio frequency emissions is 20 dB above the maximum permitted average emission limit
Note 2:
Measurements may be performed at a distance other than what is specified provided. When performing measurements at a distance other than that specified, the results shall be extrapolated to the specified distance using an extrapolation factor as below, Frequency at or above 30 MHz: 20 dB/decade Frequency below 30 MHz: 40 dB/decade.

3.4.2 Test Procedures

1. Measurement is made at a semi-anechoic chamber that incorporates a turntable allowing a EUT rotation of 360°. A continuously-rotating, remotely-controlled turntable is installed at the test site to support the EUT and facilitate determination of the direction of maximum radiation for each EUT emission frequency. The EUT is placed at test table. For emissions testing at or below 1 GHz, the table height is 80 cm above the reference ground plane. For emission measurements above 1 GHz, the table height is 1.5 m
2. Measurement is made with the antenna positioned in both the horizontal and vertical planes of polarization. The measurement antenna is varied in height (1m ~ 4m) above the reference ground plane to obtain the maximum signal strength. Distance between EUT and antenna is 3 m.
3. This investigation is performed with the EUT rotated 360°, the antenna height scanned between 1 m and 4 m, and the antenna rotated to repeat the measurements for both the horizontal and vertical antenna polarizations.

Note:

1. 120kHz measurement bandwidth of test receiver and Quasi-peak detector is for radiated emission below 1GHz.
2. RBW=1MHz, VBW=3MHz and Peak detector is for peak measured value of radiated emission above 1GHz.
3. RBW=1MHz, VBW=1/T and Peak detector is for average measured value of radiated emission above 1GHz.

3.4.3 Test Setup

Radiated Emissions below 1 GHz

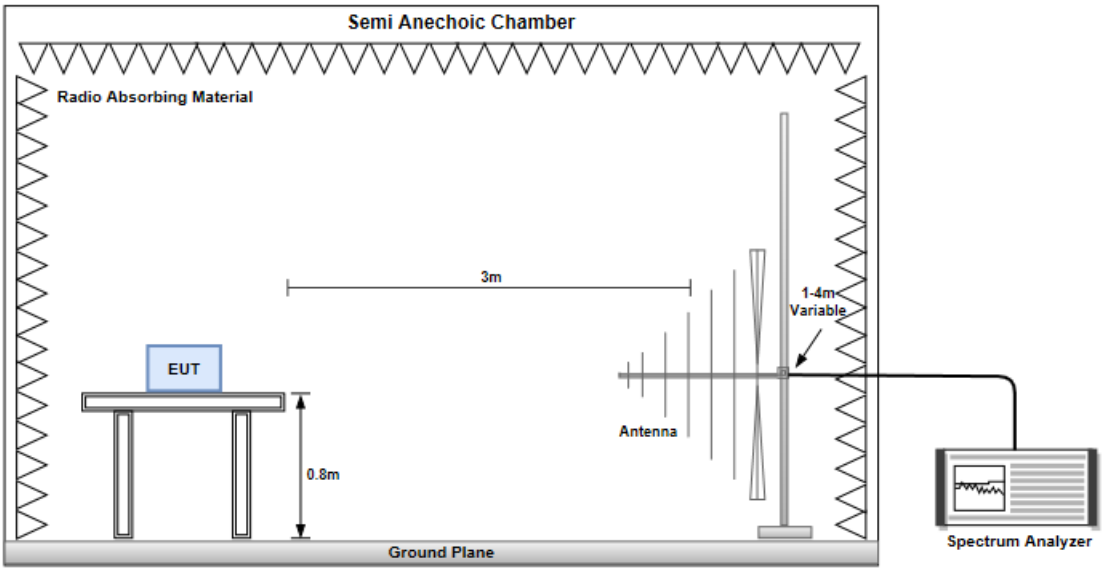

Radiated Emissions above 1 GHz

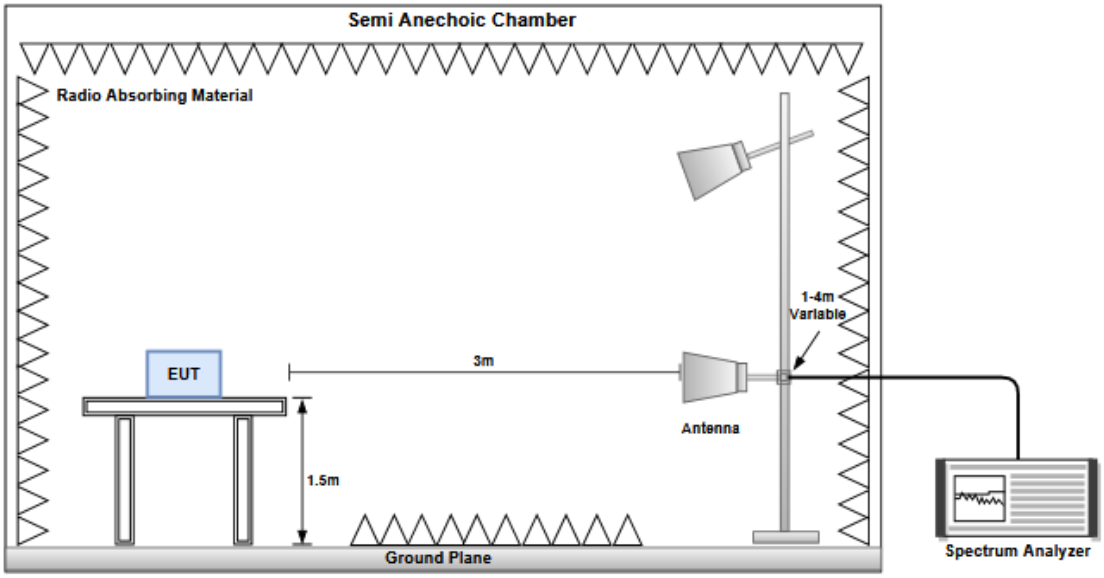

3.4.4 Test Results

Refer to Appendix D.

3.5 Emissions in Non-Restricted Frequency Bands

3.5.1 Emissions in Non-Restricted Frequency Bands Limit

Peak power in any 100 kHz bandwidth outside of the authorized frequency band shall be attenuated by at least 20 dB relative to the maximum in-band peak PSD level in 100 kHz.

3.5.2 Test Procedures

Reference level measurement

1. Set RBW=100kHz, VBW = 300kHz , Detector = Peak, Sweep time = Auto
2. Trace = max hold , Allow Trace to fully stabilize
3. Use the peak marker function to determine the maximum PSD level

Emission level measurement

1. Set RBW=100kHz, VBW = 300kHz , Detector = Peak, Sweep time = Auto
2. Trace = max hold , Allow Trace to fully stabilize
3. Scan Frequency range is up to 25GHz
4. Use the peak marker function to determine the maximum amplitude level

3.5.3 Test Setup

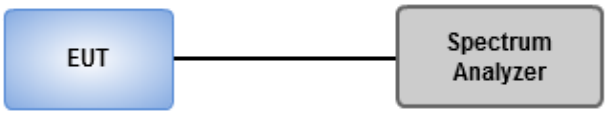

3.5.4 Test Results

Ambient Condition	22-23°C / 63-65%	**Tested By**	Roger Lu

Refer to Appendix E.

3.6 AC Power Line Conducted Emissions

3.6.1 Limit of AC Power Line Conducted Emissions

Conducted Emissions Limit		
Frequency Emission (MHz)	**Quasi-Peak**	**Average**
0.15-0.5	66 - 56 *	56 - 46 *
0.5-5	56	46
5-30	60	50
Note 1: * Decreases with the logarithm of the frequency.		

3.6.2 Test Procedures

1. The device is placed on a test table, raised 80 cm above the reference ground plane. The vertical conducting plane is located 40 cm to the rear of the device.
2. The device is connected to line impedance stabilization network (LISN) and other accessories are connected to other LISN. Measured levels of AC power line conducted emission are across the 50 Ω LISN port.
3. AC conducted emission measurements is made over frequency range from 150 kHz to 30 MHz.
4. This measurement was performed with AC 120V / 60Hz.

3.6.3 Test Setup

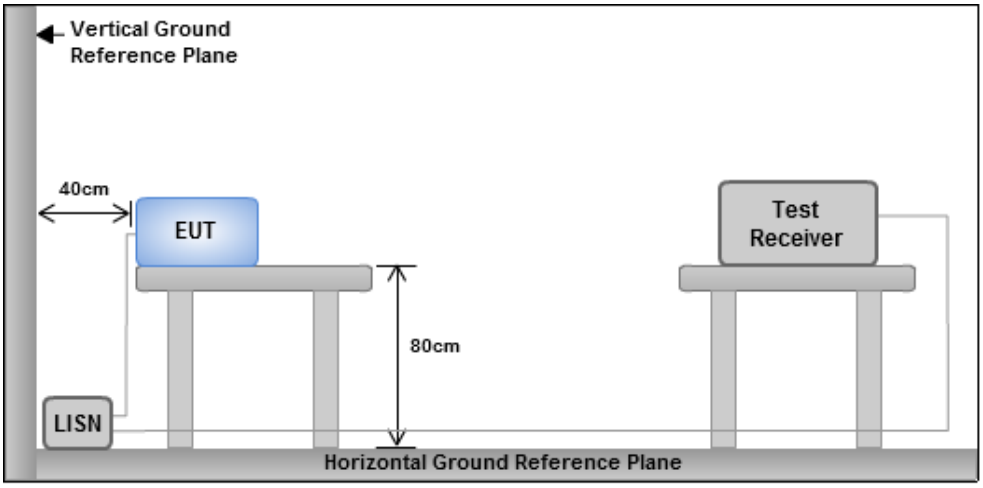

Note: 1. Support units were connected to second LISN.
2. Both of LISNs (AMN) are 80 cm from EUT and at least 80 cm from other units and other metal planes

3.6.4 Test Results

Refer to Appendix F.

4 Test laboratory information

Established in 2012, ICC provides foremost EMC & RF Testing and advisory consultation services by our skilled engineers and technicians. Our services employ a wide variety of advanced edge test equipment and one of the widest certification extents in the business.

International Certification Corporation (EMC and Wireless Communication Laboratory), it is our definitive objective is to institute long term, trust-based associations with our clients. The expectation we set up with our clients is based on outstanding service, practical expertise and devotion to a certified value structure. Our passion is to grant our clients with best EMC / RF services by oriented knowledgeable and accommodating staff.

Our Test sites are located at Linkou District and Kwei Shan District. Location map can be found on our website https://www.icertifi.com.tw.

Linkou

Tel: 886-2-2601-1640

No.30-2, Ding Fwu Tsuen, Lin Kou District, New Taipei City, Taiwan (R.O.C.)

Kwei Shan

Tel: 886-3-271-8666

No.3-1, Lane 6, Wen San 3rd St., Kwei Shan Dist., Tao Yuan City 33381, Taiwan (R.O.C.)

No.2-1, Lane 6, Wen San 3rd St., Kwei Shan Dist., Tao Yuan City 33381, Taiwan (R.O.C.)

Kwei Shan Site II

Tel: 886-3-271-8640

No.14-1, Lane 19, Wen San 3rd St., Kwei Shan Dist., Tao Yuan City 33381, Taiwan (R.O.C.)

Zhonghe

Tel: 886-2-2222-0288

1F, No. 6, Jiankang Road, Zhonghe District, New Taipei City 235045, Taiwan (R.O.C.)

If you have any suggestion, please feel free to contact us as below information.

Tel: 886-3-271-8666
Fax: 886-3-318-0345
Email: ICC_Service@icertifi.com.tw

═══END═══

Summary

Mode	Max-N dB (Hz)	Max-OBW (Hz)	ITU-Code	Min-N dB (Hz)	Min-OBW (Hz)
2.4-2.4835GHz	-	-	-	-	-
802.11ax HEW20_RU26_Index3_20MHz_Nss1,(MCS0)_1TX	2.175M	17.027M	17M0D1D	2.125M	16.887M
802.11ax HEW20_RU52_Index38_20MHz_Nss1,(MCS0)_1TX	4.175M	17.118M	17M1D1D	4.1M	16.898M
802.11ax HEW20_RU106_Index53_20MHz_Nss1,(MCS0)_1TX	17.05M	18.216M	18M2D1D	15.825M	18.096M

Max-N dB = Maximum 6dB down bandwidth; Max-OBW = Maximum 99% occupied bandwidth;
Min-N dB = Minimum 6dB down bandwidth; Min-OBW = Minimum 99% occupied bandwidth

Result

Mode	Result	Limit (Hz)	Port 1-N dB (Hz)	Port 1-OBW (Hz)
802.11ax HEW20_RU26_Index3_20MHz_Nss1,(MCS0)_1TX	-	-	-	-
2412MHz	Pass	500k	2.15M	16.887M
2437MHz	Pass	500k	2.125M	17.027M
2462MHz	Pass	500k	2.175M	16.909M
802.11ax HEW20_RU52_Index38_20MHz_Nss1,(MCS0)_1TX	-	-	-	-
2412MHz	Pass	500k	4.175M	16.898M
2437MHz	Pass	500k	4.1M	17.118M
2462MHz	Pass	500k	4.125M	16.929M
802.11ax HEW20_RU106_Index53_20MHz_Nss1,(MCS0)_1TX	-	-	-	-
2412MHz	Pass	500k	15.85M	18.096M
2437MHz	Pass	500k	17.05M	18.216M
2462MHz	Pass	500k	15.825M	18.1M

Port X-N dB = Port X 6dB down bandwidth;
Port X-OBW = Port X 99% occupied bandwidth

2.4-2.4835GHz_802.11ax HEW20_RU26_Index3_20MHz_Nss1,(MCS0)_1TX **EBW**

2412MHz

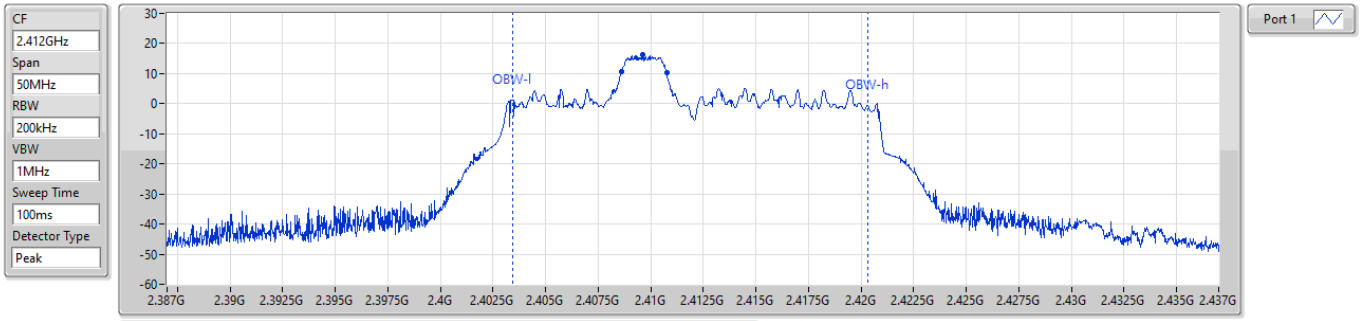

6dB(Hz)	Fl-6dB(Hz)	Fh-6dB(Hz)	OBW(Hz)	Fl-OBW(Hz)	Fh-OBW(Hz)	Limit(Hz)	Port
2.15M	2.4086G	2.41075G	16.887M	2.403426G	2.420313G	500k	1

2.4-2.4835GHz_802.11ax HEW20_RU26_Index3_20MHz_Nss1,(MCS0)_1TX **EBW**

2437MHz

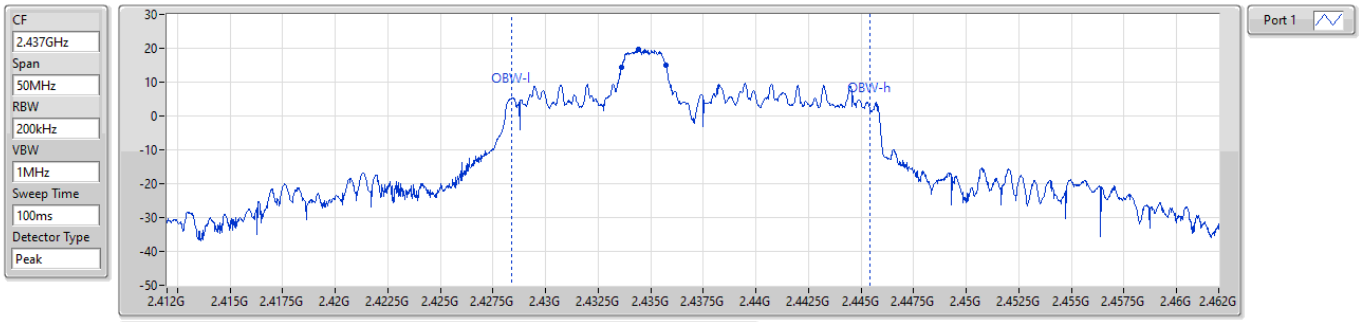

6dB(Hz)	Fl-6dB(Hz)	Fh-6dB(Hz)	OBW(Hz)	Fl-OBW(Hz)	Fh-OBW(Hz)	Limit(Hz)	Port
2.125M	2.4336G	2.435725G	17.027M	2.428368G	2.445396G	500k	1

2.4-2.4835GHz_802.11ax HEW20_RU26_Index3_20MHz_Nss1,(MCS0)_1TX **EBW**

2462MHz

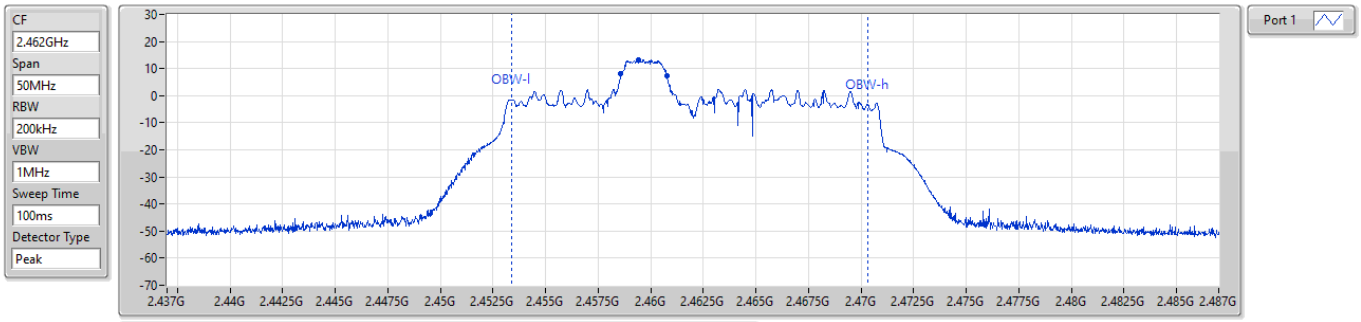

6dB(Hz)	Fl-6dB(Hz)	Fh-6dB(Hz)	OBW(Hz)	Fl-OBW(Hz)	Fh-OBW(Hz)	Limit(Hz)	Port
2.175M	2.458575G	2.46075G	16.909M	2.453403G	2.470312G	500k	1

2.4-2.4835GHz_802.11ax HEW20_RU52_Index38_20MHz_Nss1,(MCS0)_1TX **EBW**

2412MHz

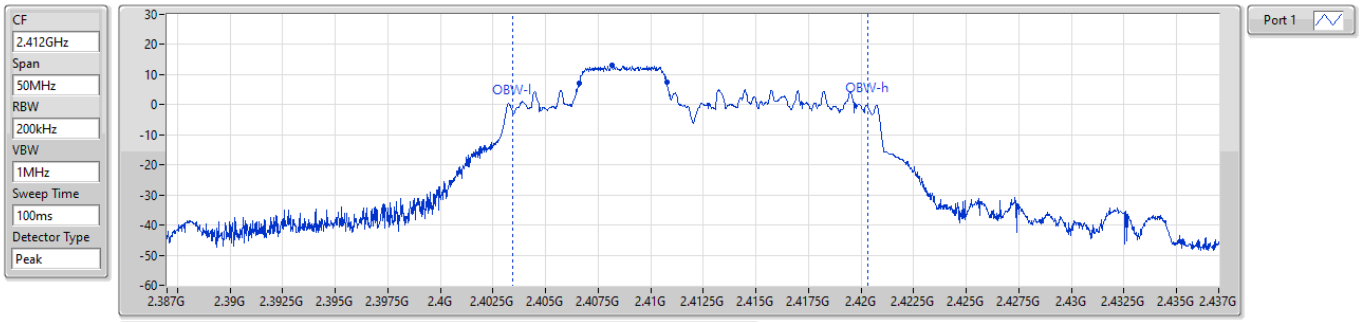

6dB(Hz)	Fl-6dB(Hz)	Fh-6dB(Hz)	OBW(Hz)	Fl-OBW(Hz)	Fh-OBW(Hz)	Limit(Hz)	Port
4.175M	2.4066G	2.410775G	16.898M	2.403437G	2.420335G	500k	1

2.4-2.4835GHz_802.11ax HEW20_RU52_Index38_20MHz_Nss1,(MCS0)_1TX **EBW**

2437MHz

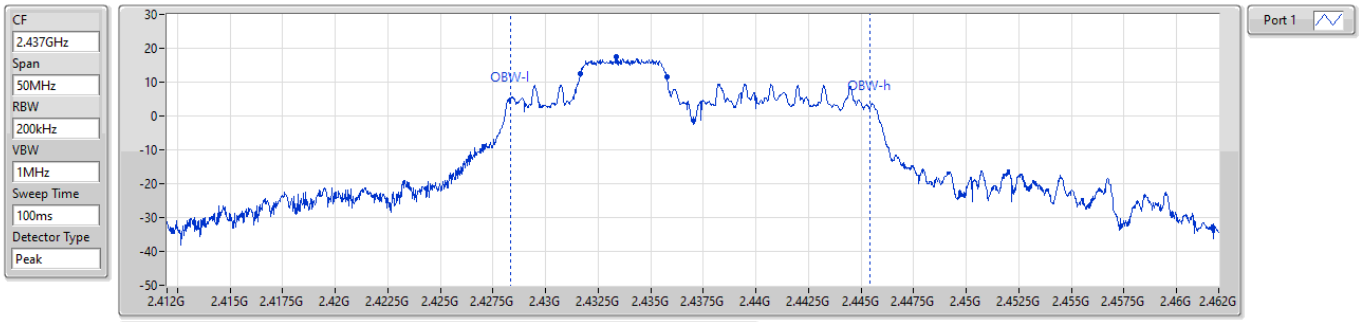

6dB(Hz)	Fl-6dB(Hz)	Fh-6dB(Hz)	OBW(Hz)	Fl-OBW(Hz)	Fh-OBW(Hz)	Limit(Hz)	Port
4.1M	2.43165G	2.43575G	17.118M	2.428324G	2.445442G	500k	1

2.4-2.4835GHz_802.11ax HEW20_RU52_Index38_20MHz_Nss1,(MCS0)_1TX **EBW**

2462MHz

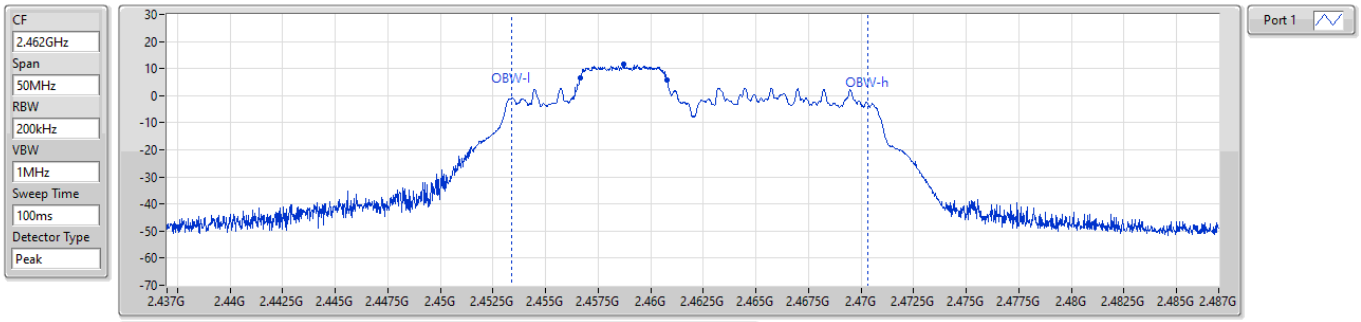

6dB(Hz)	Fl-6dB(Hz)	Fh-6dB(Hz)	OBW(Hz)	Fl-OBW(Hz)	Fh-OBW(Hz)	Limit(Hz)	Port
4.125M	2.456625G	2.46075G	16.929M	2.45337G	2.470299G	500k	1

2.4-2.4835GHz_802.11ax HEW20_RU106_Index53_20MHz_Nss1,(MCS0)_1TX **EBW**

2412MHz

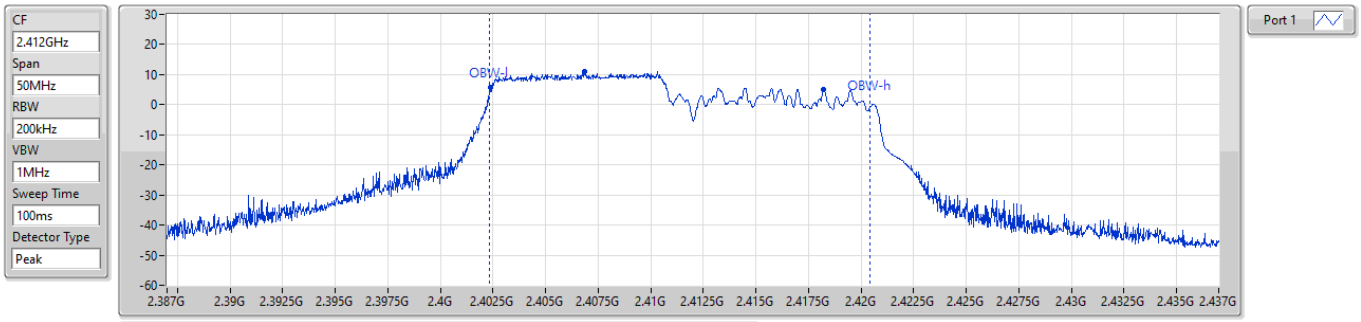

6dB(Hz)	Fl-6dB(Hz)	Fh-6dB(Hz)	OBW(Hz)	Fl-OBW(Hz)	Fh-OBW(Hz)	Limit(Hz)	Port
15.85M	2.402375G	2.418225G	18.096M	2.402327G	2.420422G	500k	1

2.4-2.4835GHz_802.11ax HEW20_RU106_Index53_20MHz_Nss1,(MCS0)_1TX **EBW**

2437MHz

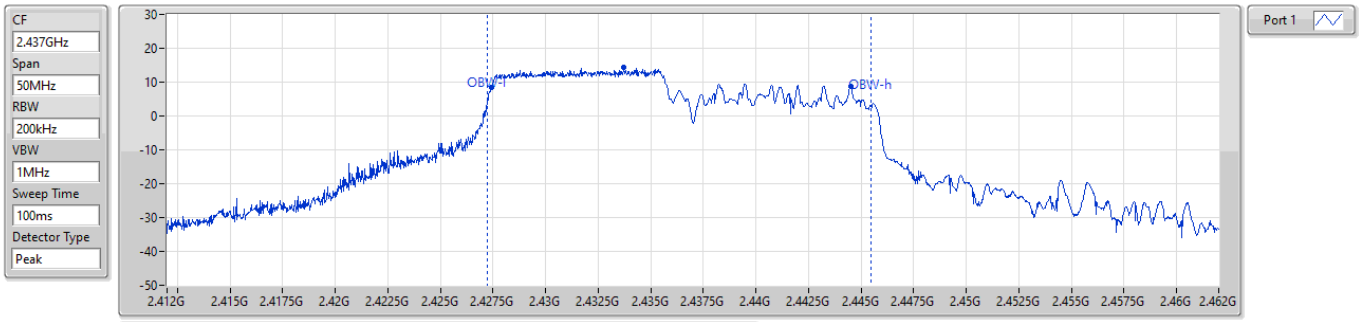

6dB(Hz)	Fl-6dB(Hz)	Fh-6dB(Hz)	OBW(Hz)	Fl-OBW(Hz)	Fh-OBW(Hz)	Limit(Hz)	Port
17.05M	2.42745G	2.4445G	18.216M	2.427247G	2.445463G	500k	1

2.4-2.4835GHz_802.11ax HEW20_RU106_Index53_20MHz_Nss1,(MCS0)_1TX **EBW**

2462MHz

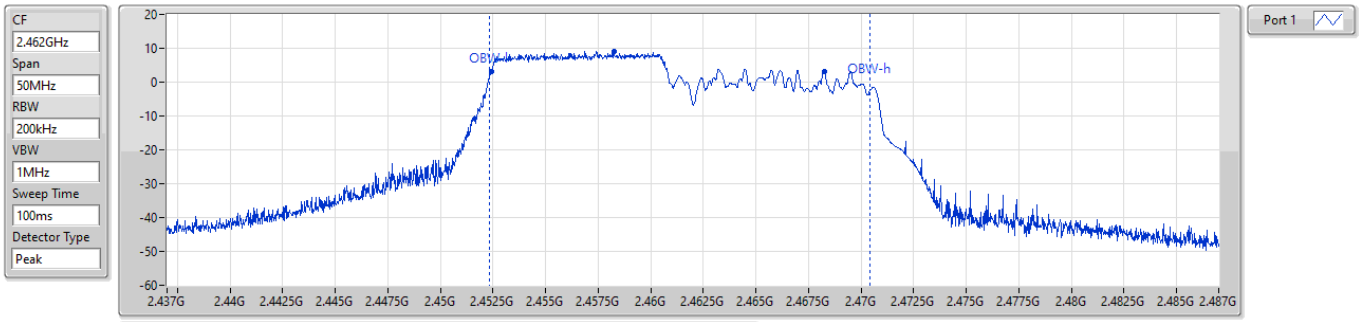

6dB(Hz)	Fl-6dB(Hz)	Fh-6dB(Hz)	OBW(Hz)	Fl-OBW(Hz)	Fh-OBW(Hz)	Limit(Hz)	Port
15.825M	2.452425G	2.46825G	18.1M	2.452319G	2.470419G	500k	1

Summary

Mode	Total Power (dBm)	Total Power (W)
2.4-2.4835GHz	-	-
802.11ax HEW20_RU26_Index3_20MHz_Nss1,(MCS0)_1TX	20.21	0.10495
802.11ax HEW20_RU52_Index38_20MHz_Nss1,(MCS0)_1TX	20.14	0.10328
802.11ax HEW20_RU106_Index53_20MHz_Nss1,(MCS0)_1TX	20.11	0.10257

Result

Mode	Result	DG (dBi)	Port 1 (dBm)	Total Power (dBm)	Power Limit (dBm)	EIRP (dBm)	EIRP Limit (dBm)
802.11ax HEW20_RU26_Index3_20MHz_Nss1,(MCS0)_1TX	-	-	-	-	-	-	-
2412MHz	Pass	2.50	15.77	15.77	-	18.27	-
2417MHz	Pass	2.50	17.26	17.26	-	19.76	-
2422MHz	Pass	2.50	19.81	19.81	-	22.31	-
2437MHz	Pass	2.50	20.21	20.21	-	22.71	-
2447MHz	Pass	2.50	20.01	20.01	-	22.51	-
2452MHz	Pass	2.50	18.45	18.45	-	20.95	-
2457MHz	Pass	2.50	17.31	17.31	-	19.81	-
2462MHz	Pass	2.50	13.01	13.01	-	15.51	-
802.11ax HEW20_RU52_Index38_20MHz_Nss1,(MCS0)_1TX	-	-	-	-	-	-	-
2412MHz	Pass	2.50	15.96	15.96	-	18.46	-
2417MHz	Pass	2.50	17.15	17.15	-	19.65	-
2422MHz	Pass	2.50	20.05	20.05	-	22.55	-
2437MHz	Pass	2.50	20.14	20.14	-	22.64	-
2447MHz	Pass	2.50	20.03	20.03	-	22.53	-
2452MHz	Pass	2.50	17.76	17.76	-	20.26	-
2457MHz	Pass	2.50	16.85	16.85	-	19.35	-
2462MHz	Pass	2.50	13.62	13.62	-	16.12	-
802.11ax HEW20_RU106_Index53_20MHz_Nss1,(MCS0)_1TX	-	-	-	-	-	-	-
2412MHz	Pass	2.50	16.72	16.72	-	19.22	-
2417MHz	Pass	2.50	17.35	17.35	-	19.85	-
2422MHz	Pass	2.50	20.03	20.03	-	22.53	-
2437MHz	Pass	2.50	20.11	20.11	-	22.61	-
2447MHz	Pass	2.50	20.02	20.02	-	22.52	-
2452MHz	Pass	2.50	18.51	18.51	-	21.01	-
2457MHz	Pass	2.50	16.75	16.75	-	19.25	-
2462MHz	Pass	2.50	14.66	14.66	-	17.16	-

DG = Directional Gain; Port X = Port X output power
Note : Conducted average output power is for reference

Summary

Mode	Total Power (dBm)	Total Power (W)
2.4-2.4835GHz	-	-
802.11ax HEW20_RU26_Index3_20MHz_Nss1,(MCS0)_1TX	25.01	0.31696
802.11ax HEW20_RU52_Index38_20MHz_Nss1,(MCS0)_1TX	24.98	0.31477
802.11ax HEW20_RU106_Index53_20MHz_Nss1,(MCS0)_1TX	24.96	0.31333

Result

Mode	Result	DG (dBi)	Port 1 (dBm)	Total Power (dBm)	Power Limit (dBm)	EIRP (dBm)	EIRP Limit (dBm)
802.11ax HEW20_RU26_Index3_20MHz_Nss1,(MCS0)_1TX	-	-	-	-	-	-	-
2412MHz	Pass	2.50	24.51	24.51	30.00	27.01	36.00
2417MHz	Pass	2.50	24.62	24.62	30.00	27.12	36.00
2422MHz	Pass	2.50	24.78	24.78	30.00	27.28	36.00
2437MHz	Pass	2.50	25.01	25.01	30.00	27.51	36.00
2447MHz	Pass	2.50	24.95	24.95	30.00	27.45	36.00
2452MHz	Pass	2.50	24.61	24.61	30.00	27.11	36.00
2457MHz	Pass	2.50	24.45	24.45	30.00	26.95	36.00
2462MHz	Pass	2.50	23.89	23.89	30.00	26.39	36.00
802.11ax HEW20_RU52_Index38_20MHz_Nss1,(MCS0)_1TX	-	-	-	-	-	-	-
2412MHz	Pass	2.50	24.58	24.58	30.00	27.08	36.00
2417MHz	Pass	2.50	24.76	24.76	30.00	27.26	36.00
2422MHz	Pass	2.50	24.87	24.87	30.00	27.37	36.00
2437MHz	Pass	2.50	24.98	24.98	30.00	27.48	36.00
2447MHz	Pass	2.50	24.85	24.85	30.00	27.35	36.00
2452MHz	Pass	2.50	24.76	24.76	30.00	27.26	36.00
2457MHz	Pass	2.50	24.43	24.43	30.00	26.93	36.00
2462MHz	Pass	2.50	24.28	24.28	30.00	26.78	36.00
802.11ax HEW20_RU106_Index53_20MHz_Nss1,(MCS0)_1TX	-	-	-	-	-	-	-
2412MHz	Pass	2.50	24.49	24.49	30.00	26.99	36.00
2417MHz	Pass	2.50	24.57	24.57	30.00	27.07	36.00
2422MHz	Pass	2.50	24.85	24.85	30.00	27.35	36.00
2437MHz	Pass	2.50	24.96	24.96	30.00	27.46	36.00
2447MHz	Pass	2.50	24.83	24.83	30.00	27.33	36.00
2452MHz	Pass	2.50	24.58	24.58	30.00	27.08	36.00
2457MHz	Pass	2.50	24.46	24.46	30.00	26.96	36.00
2462MHz	Pass	2.50	24.35	24.35	30.00	26.85	36.00

DG = Directional Gain; Port X = Port X output power

Summary

Mode	PD (dBm/RBW)
2.4-2.4835GHz	-
802.11ax HEW20_RU26_Index3_20MHz_Nss1,(MCS0)_1TX	2.21
802.11ax HEW20_RU52_Index38_20MHz_Nss1,(MCS0)_1TX	-1.08
802.11ax HEW20_RU106_Index53_20MHz_Nss1,(MCS0)_1TX	-2.88

RBW = 3kHz;

Result

Mode	Result	DG (dBi)	Port 1 (dBm/RBW)	PD (dBm/RBW)	PD Limit (dBm/RBW)
802.11ax HEW20_RU26_Index3_20MHz_Nss1,(MCS0)_1TX	-	-	-	-	-
2412MHz	Pass	2.50	-0.26	-0.26	8.00
2437MHz	Pass	2.50	2.21	2.21	8.00
2462MHz	Pass	2.50	-4.23	-4.23	8.00
802.11ax HEW20_RU52_Index38_20MHz_Nss1,(MCS0)_1TX	-	-	-	-	-
2412MHz	Pass	2.50	-4.76	-4.76	8.00
2437MHz	Pass	2.50	-1.08	-1.08	8.00
2462MHz	Pass	2.50	-6.39	-6.39	8.00
802.11ax HEW20_RU106_Index53_20MHz_Nss1,(MCS0)_1TX	-	-	-	-	-
2412MHz	Pass	2.50	-5.46	-5.46	8.00
2437MHz	Pass	2.50	-2.88	-2.88	8.00
2462MHz	Pass	2.50	-7.97	-7.97	8.00

DG = Directional Gain; RBW = 3kHz;
PD = Power density; Port X = Port X Power Density;

2.4-2.4835GHz_802.11ax HEW20_RU26_Index3_20MHz_Nss1,(MCS0)_1TX **PSD**

2412MHz

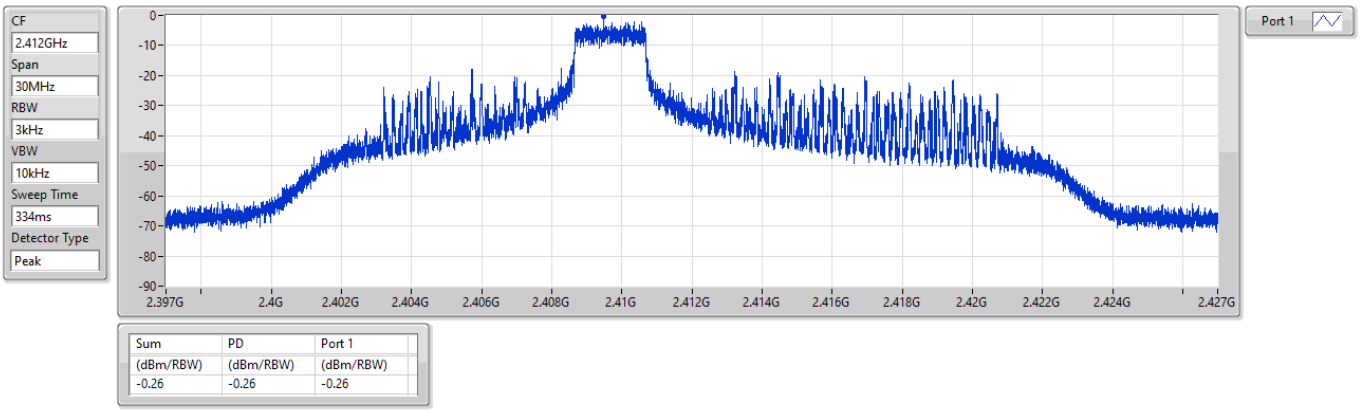

2.4-2.4835GHz_802.11ax HEW20_RU26_Index3_20MHz_Nss1,(MCS0)_1TX **PSD**

2437MHz

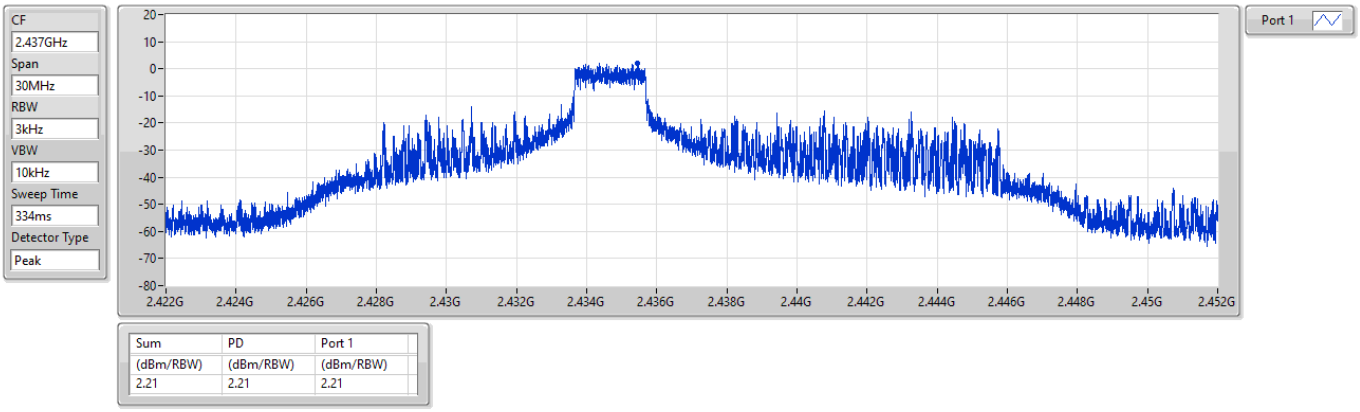

2.4-2.4835GHz_802.11ax HEW20_RU26_Index3_20MHz_Nss1,(MCS0)_1TX **PSD**

2462MHz

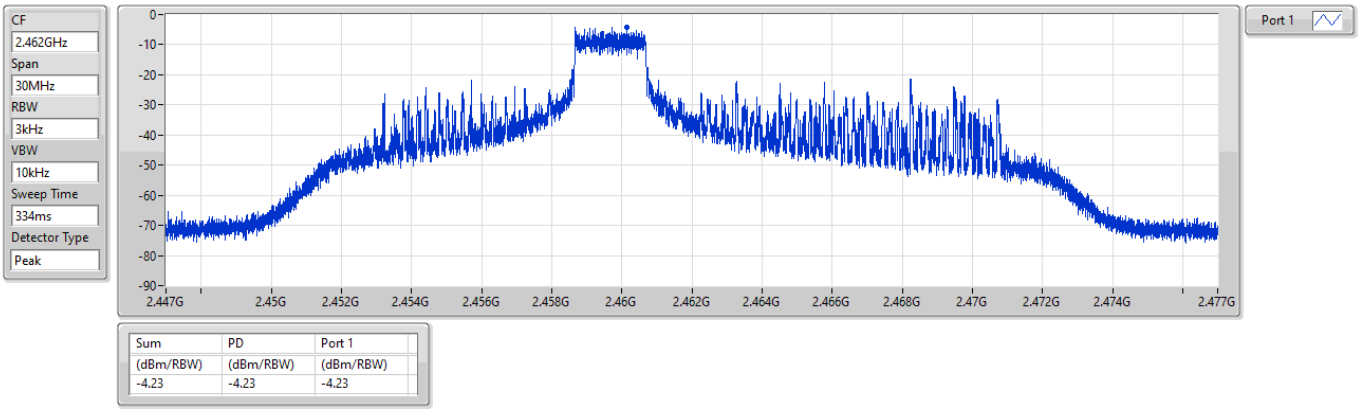

2.4-2.4835GHz_802.11ax HEW20_RU52_Index38_20MHz_Nss1,(MCS0)_1TX **PSD**

2412MHz

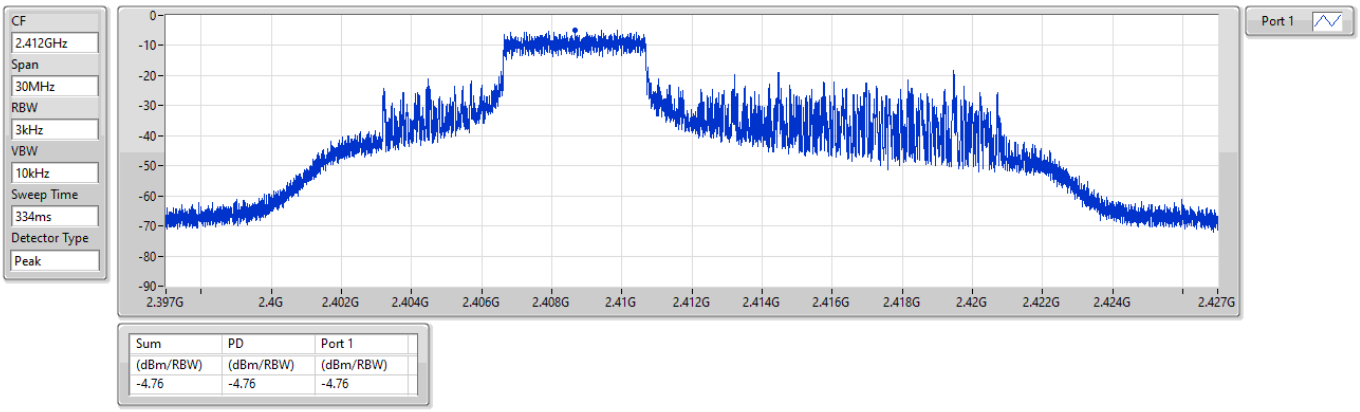

2.4-2.4835GHz_802.11ax HEW20_RU52_Index38_20MHz_Nss1,(MCS0)_1TX **PSD**

2437MHz

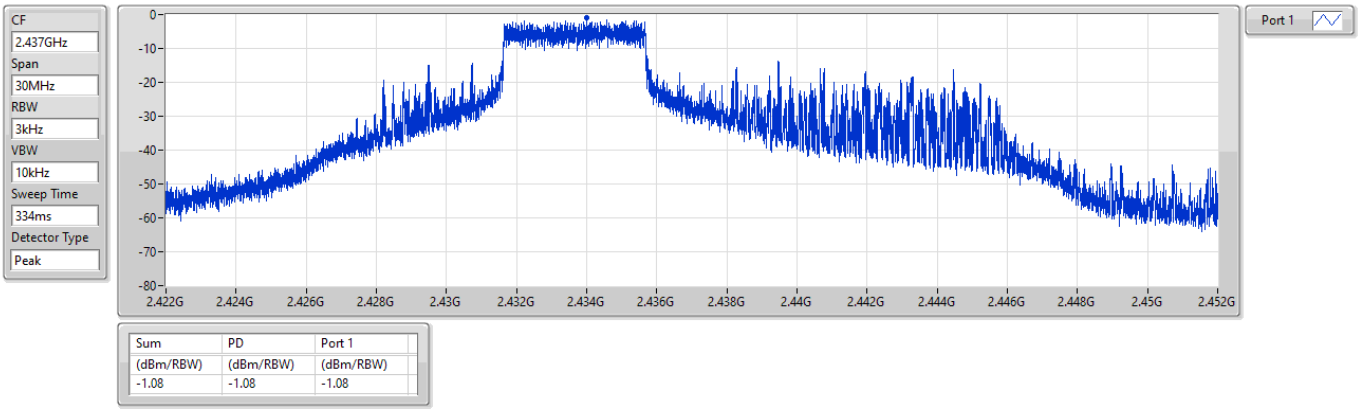

Sum	PD	Port 1
(dBm/RBW)	(dBm/RBW)	(dBm/RBW)
-1.08	-1.08	-1.08

2.4-2.4835GHz_802.11ax HEW20_RU52_Index38_20MHz_Nss1,(MCS0)_1TX **PSD**

2462MHz

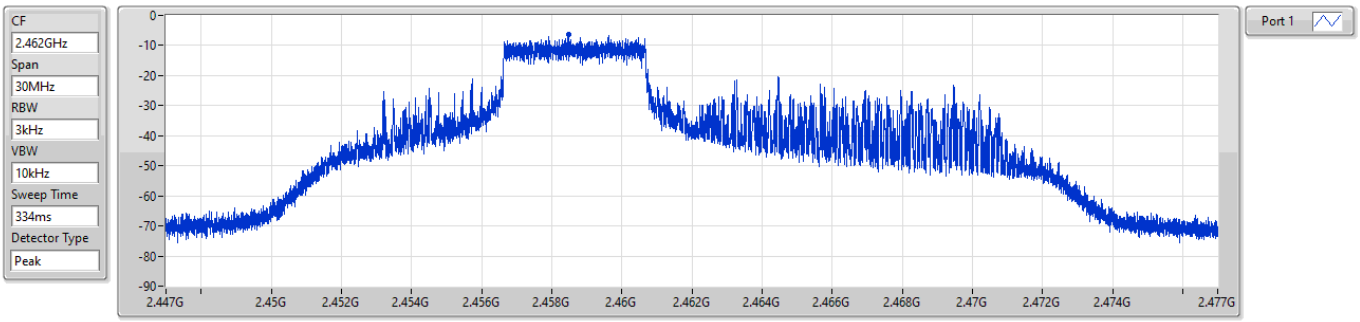

Sum	PD	Port 1
(dBm/RBW)	(dBm/RBW)	(dBm/RBW)
-6.39	-6.39	-6.39

2.4-2.4835GHz_802.11ax HEW20_RU106_Index53_20MHz_Nss1,(MCS0)_1TX **PSD**

2412MHz

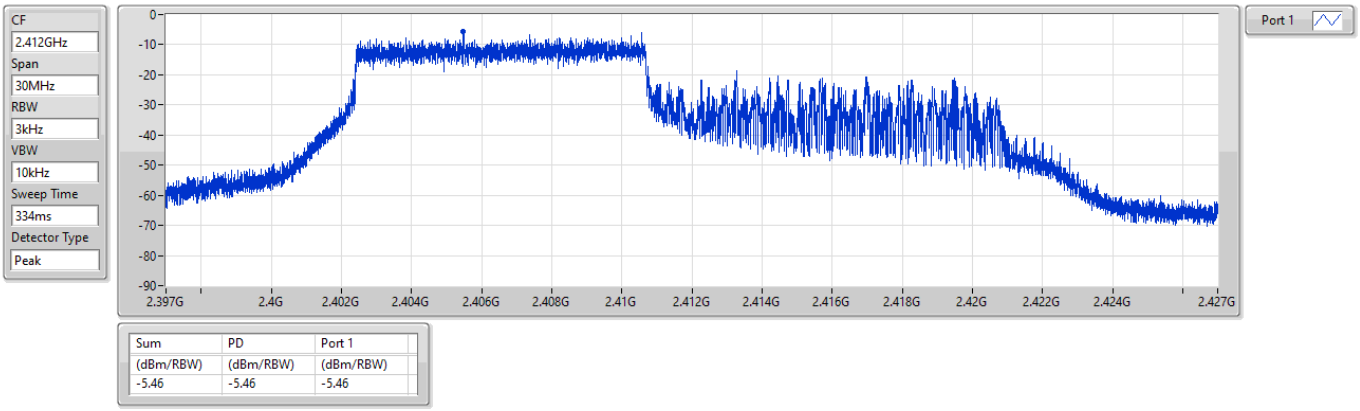

2.4-2.4835GHz_802.11ax HEW20_RU106_Index53_20MHz_Nss1,(MCS0)_1TX **PSD**

2437MHz

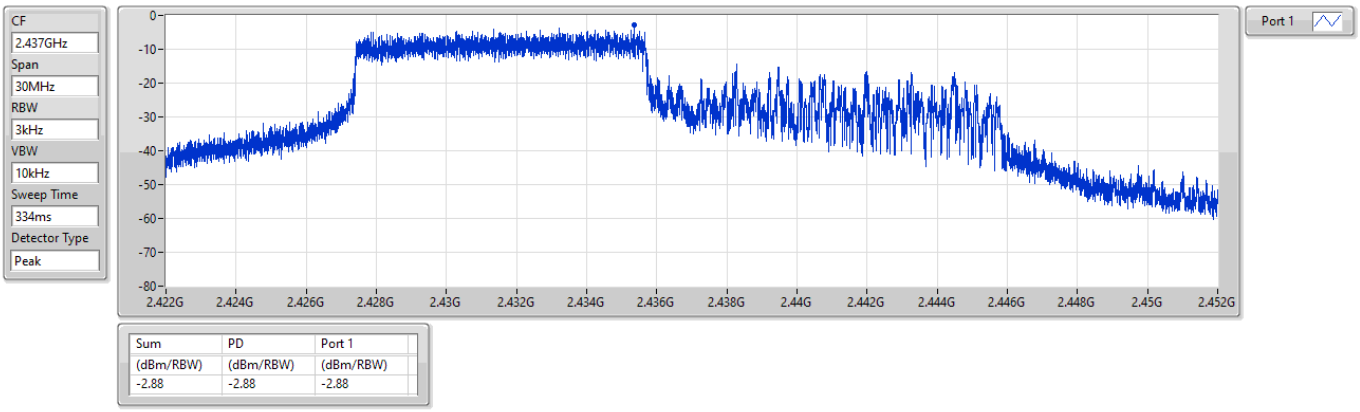

2.4-2.4835GHz_802.11ax HEW20_RU106_Index53_20MHz_Nss1,(MCS0)_1TX **PSD**

2462MHz

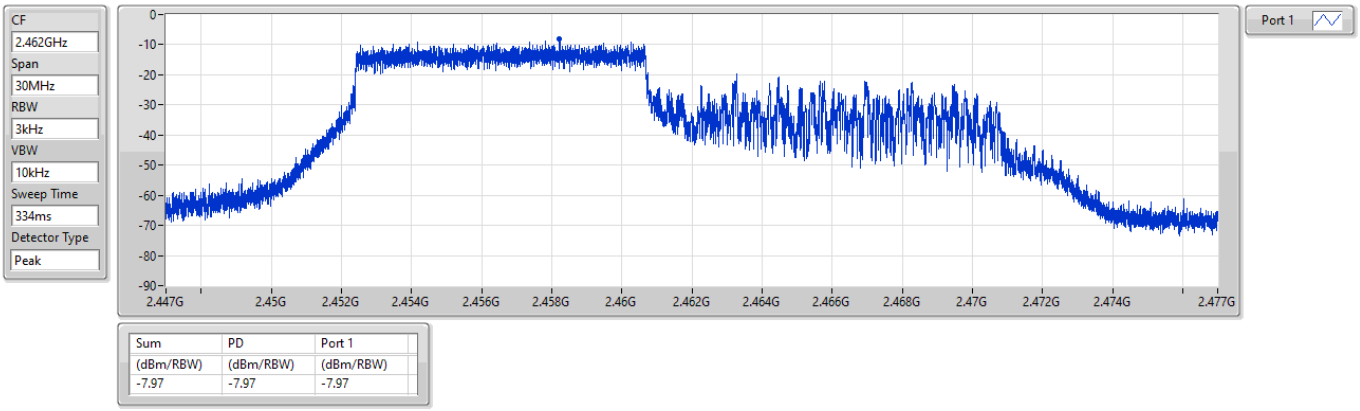

Summary

Mode	Result	F-Start (Hz)	F-Stop (Hz)	Type	Freq (Hz)	DG (dBi)	P1 (dBm)	Psum (dBm)	GRF (dB)	EIRP (dBm)	Limit (dBm)	Margin (dB)
2.4-2.4835GHz	-	-	-	-	-	-	-	-		-	-	-
802.11ax HEW20_RU26_Index3_20MHz_Nss1,(MCS0)_1TX	Pass	30M	1G	PK	73.6M	2.50	-81.70	-81.70	4.7	-74.50	-55.20	-19.30

DG = Directional Gain ; PX=Port X; Psum=P1+P2+...PX

Result

Mode	Result	F-Start (Hz)	F-Stop (Hz)	Type	Freq (Hz)	DG (dBi)	P1 (dBm)	Psum (dBm)	GRF (dB)	EIRP (dBm)	Limit (dBm)	Margin (dB)
802.11ax HEW20_RU26_Index3_20MHz_Nss1,(MCS0)_1TX	-	-	-	-	-	-	-	-		-	-	-
2437MHz	Pass	30M	1G	PK	73.6M	2.50	-81.70	-81.70	4.7	-74.50	-55.20	-19.30

DG = Directional Gain ; PX=Port X; Psum=P1+P2+...PX

2.4-2.4835GHz_802.11ax HEW20_RU26_Index3_20MHz_Nss1,(MCS0)_1TX **CSE Other [PK]**

2437MHz

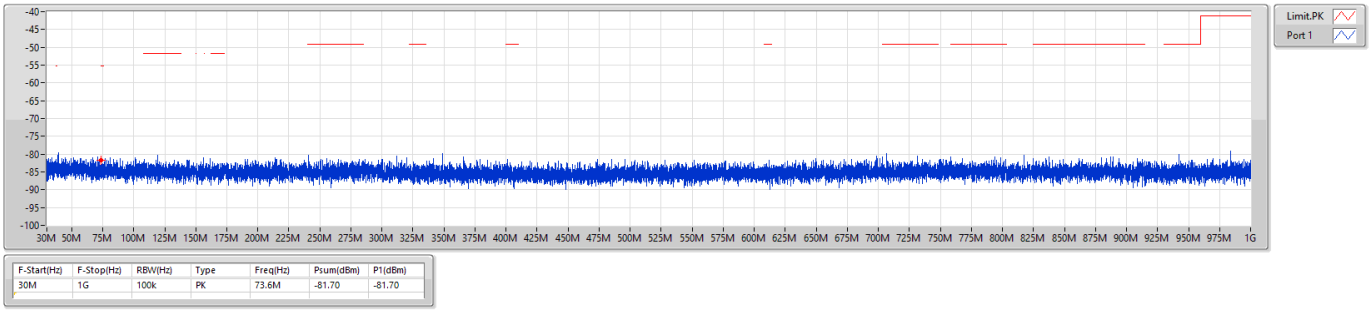

F-Start(Hz)	F-Stop(Hz)	RBW(Hz)	Type	Freq(Hz)	Psum(dBm)	P1(dBm)
30M	1G	100k	PK	73.6M	-81.70	-81.70

Summary

Mode	Result	F-Start (Hz)	F-Stop (Hz)	Type	Freq (Hz)	DG (dBi)	P1 (dBm)	Psum (dBm)	EIRP (dBm)	Limit (dBm)	Margin (dB)
2.4-2.4835GHz	-	-	-	-	-	-	-	-	-	-	-
802.11ax HEW20_RU26_Index0_20MHz_Nss1,(MCS0)_1TX	Pass	2.31G	2.39G	PK	2.38996G	2.50	-26.17	-26.17	-23.67	-21.20	-2.47
802.11ax HEW20_RU26_Index3_20MHz_Nss1,(MCS0)_1TX	Pass	2.31G	2.39G	PK	2.3834G	2.50	-31.75	-31.75	-29.25	-21.20	-8.05
802.11ax HEW20_RU26_Index8_20MHz_Nss1,(MCS0)_1TX	Pass	2.4835G	2.5G	PK	2.48436G	2.50	-25.72	-25.72	-23.22	-21.20	-2.02
802.11ax HEW20_RU52_Index37_20MHz_Nss1,(MCS0)_1TX	Pass	2.31G	2.39G	PK	2.38952G	2.50	-25.99	-25.99	-23.49	-21.20	-2.29
802.11ax HEW20_RU52_Index38_20MHz_Nss1,(MCS0)_1TX	Pass	2.31G	2.39G	AV	2.38996G	2.50	-51.82	-51.82	-49.32	-41.20	-8.12
802.11ax HEW20_RU52_Index40_20MHz_Nss1,(MCS0)_1TX	Pass	2.4835G	2.5G	PK	2.48372G	2.50	-25.71	-25.71	-23.21	-21.20	-2.01
802.11ax HEW20_RU106_Index53_20MHz_Nss1,(MCS0)_1TX	Pass	2.31G	2.39G	PK	2.3892G	2.50	-26.12	-26.12	-23.62	-21.20	-2.42
802.11ax HEW20_RU106_Index54_20MHz_Nss1,(MCS0)_1TX	Pass	2.4835G	2.5G	PK	2.48375G	2.50	-26.05	-26.05	-23.55	-21.20	-2.35

DG = Directional Gain ; PX=Port X; Psum=P1+P2+...PX

Result

Mode	Result	F-Start (Hz)	F-Stop (Hz)	Type	Freq (Hz)	DG (dBi)	P1 (dBm)	Psum (dBm)	EIRP (dBm)	Limit (dBm)	Margin (dB)
802.11ax HEW20_RU26_Index0_20MHz_Nss1,(MCS0)_1TX	-	-	-	-	-	-	-	-	-	-	-
2412MHz	Pass	1G	2.31G	AV	2.31G	2.50	-58.31	-58.31	-55.81	-41.20	-14.61
2412MHz	Pass	2.31G	2.39G	AV	2.38776G	2.50	-52.19	-52.19	-49.69	-41.20	-8.49
2412MHz	Pass	2.4835G	2.5G	AV	2.48387G	2.50	-57.46	-57.46	-54.96	-41.20	-13.76
2412MHz	Pass	2.5G	3.1G	AV	2.5042G	2.50	-59.27	-59.27	-56.77	-41.20	-15.57
2412MHz	Pass	1G	2.31G	PK	2.31G	2.50	-48.38	-48.38	-45.88	-21.20	-24.68
2412MHz	Pass	2.31G	2.39G	PK	2.38876G	2.50	-26.26	-26.26	-23.76	-21.20	-2.56
2412MHz	Pass	2.4835G	2.5G	PK	2.48643G	2.50	-46.12	-46.12	-43.62	-21.20	-22.42
2412MHz	Pass	2.5G	3.1G	PK	2.5003G	2.50	-47.46	-47.46	-44.96	-21.20	-23.76
2417MHz	Pass	1G	2.31G	AV	2.31G	2.50	-58.24	-58.24	-55.74	-41.20	-14.54
2417MHz	Pass	2.31G	2.39G	AV	2.3898G	2.50	-52.59	-52.59	-50.09	-41.20	-8.89
2417MHz	Pass	2.4835G	2.5G	AV	2.48365G	2.50	-57.47	-57.47	-54.97	-41.20	-13.77
2417MHz	Pass	2.5G	3.1G	AV	2.5018G	2.50	-59.10	-59.10	-56.60	-41.20	-15.40
2417MHz	Pass	1G	2.31G	PK	2.31G	2.50	-48.07	-48.07	-45.57	-21.20	-24.37
2417MHz	Pass	2.31G	2.39G	PK	2.38996G	2.50	-26.17	-26.17	-23.67	-21.20	-2.47
2417MHz	Pass	2.4835G	2.5G	PK	2.48493G	2.50	-45.60	-45.60	-43.10	-21.20	-21.90
2417MHz	Pass	2.5G	3.1G	PK	2.5318G	2.50	-47.96	-47.96	-45.46	-21.20	-24.26
2422MHz	Pass	1G	2.31G	AV	2.31G	2.50	-57.69	-57.69	-55.19	-41.20	-13.99
2422MHz	Pass	2.31G	2.39G	AV	2.38968G	2.50	-48.54	-48.54	-46.04	-41.20	-4.84
2422MHz	Pass	2.4835G	2.5G	AV	2.48867G	2.50	-56.27	-56.27	-53.77	-41.20	-12.57
2422MHz	Pass	2.5G	3.1G	AV	2.5003G	2.50	-58.16	-58.16	-55.66	-41.20	-14.46
2422MHz	Pass	1G	2.31G	PK	2.31G	2.50	-48.41	-48.41	-45.91	-21.20	-24.71
2422MHz	Pass	2.31G	2.39G	PK	2.38992G	2.50	-26.26	-26.26	-23.76	-21.20	-2.56
2422MHz	Pass	2.4835G	2.5G	PK	2.48791G	2.50	-39.49	-39.49	-36.99	-21.20	-15.79
2422MHz	Pass	2.5G	3.1G	PK	2.5039G	2.50	-45.97	-45.97	-43.47	-21.20	-22.27
802.11ax HEW20_RU26_Index3_20MHz_Nss1,(MCS0)_1TX	-	-	-	-	-	-	-	-	-	-	-
2437MHz	Pass	1G	2.31G	AV	2.31G	2.50	-57.72	-57.72	-55.22	-41.20	-14.02
2437MHz	Pass	2.31G	2.39G	AV	2.3894G	2.50	-52.96	-52.96	-50.46	-41.20	-9.26
2437MHz	Pass	2.4835G	2.5G	AV	2.48513G	2.50	-53.71	-53.71	-51.21	-41.20	-10.01
2437MHz	Pass	2.5G	3.1G	AV	2.5093G	2.50	-56.79	-56.79	-54.29	-41.20	-13.09
2437MHz	Pass	1G	2.31G	PK	2.31G	2.50	-47.50	-47.50	-45.00	-21.20	-23.80
2437MHz	Pass	2.31G	2.39G	PK	2.3834G	2.50	-31.75	-31.75	-29.25	-21.20	-8.05
2437MHz	Pass	2.4835G	2.5G	PK	2.48579G	2.50	-36.18	-36.18	-33.68	-21.20	-12.48
2437MHz	Pass	2.5G	3.1G	PK	2.5033G	2.50	-42.93	-42.93	-40.43	-21.20	-19.23
802.11ax HEW20_RU26_Index8_20MHz_Nss1,(MCS0)_1TX	-	-	-	-	-	-	-	-	-	-	-
2447MHz	Pass	1G	2.31G	AV	2.31G	2.50	-58.32	-58.32	-55.82	-41.20	-14.62
2447MHz	Pass	2.31G	2.39G	AV	2.38916G	2.50	-55.72	-55.72	-53.22	-41.20	-12.02
2447MHz	Pass	2.4835G	2.5G	AV	2.48901G	2.50	-50.55	-50.55	-48.05	-41.20	-6.85
2447MHz	Pass	2.5G	3.1G	AV	2.5G	2.50	-55.89	-55.89	-53.39	-41.20	-12.19

Mode	Result	F-Start (Hz)	F-Stop (Hz)	Type	Freq (Hz)	DG (dBi)	P1 (dBm)	Psum (dBm)	EIRP (dBm)	Limit (dBm)	Margin (dB)
2447MHz	Pass	1G	2.31G	PK	2.31G	2.50	-49.05	-49.05	-46.55	-21.20	-25.35
2447MHz	Pass	2.31G	2.39G	PK	2.38884G	2.50	-37.94	-37.94	-35.44	-21.20	-14.24
2447MHz	Pass	2.4835G	2.5G	PK	2.48442G	2.50	-28.19	-28.19	-25.69	-21.20	-4.49
2447MHz	Pass	2.5G	3.1G	PK	2.5015G	2.50	-41.81	-41.81	-39.31	-21.20	-18.11
2452MHz	Pass	1G	2.31G	AV	2.31G	2.50	-58.44	-58.44	-55.94	-41.20	-14.74
2452MHz	Pass	2.31G	2.39G	AV	2.38064G	2.50	-56.63	-56.63	-54.13	-41.20	-12.93
2452MHz	Pass	2.4835G	2.5G	AV	2.48507G	2.50	-51.88	-51.88	-49.38	-41.20	-8.18
2452MHz	Pass	2.5G	3.1G	AV	2.5003G	2.50	-56.28	-56.28	-53.78	-41.20	-12.58
2452MHz	Pass	1G	2.31G	PK	2.31G	2.50	-49.02	-49.02	-46.52	-21.20	-25.32
2452MHz	Pass	2.31G	2.39G	PK	2.38192G	2.50	-44.32	-44.32	-41.82	-21.20	-20.62
2452MHz	Pass	2.4835G	2.5G	PK	2.48436G	2.50	-25.72	-25.72	-23.22	-21.20	-2.02
2452MHz	Pass	2.5G	3.1G	PK	2.5012G	2.50	-44.68	-44.68	-42.18	-21.20	-20.98
2457MHz	Pass	1G	2.31G	AV	2.31G	2.50	-58.75	-58.75	-56.25	-41.20	-15.05
2457MHz	Pass	2.31G	2.39G	AV	2.38536G	2.50	-56.94	-56.94	-54.44	-41.20	-13.24
2457MHz	Pass	2.4835G	2.5G	AV	2.48375G	2.50	-51.22	-51.22	-48.72	-41.20	-7.52
2457MHz	Pass	2.5G	3.1G	AV	2.5012G	2.50	-55.84	-55.84	-53.34	-41.20	-12.14
2457MHz	Pass	1G	2.31G	PK	2.31G	2.50	-49.74	-49.74	-47.24	-21.20	-26.04
2457MHz	Pass	2.31G	2.39G	PK	2.38996G	2.50	-45.55	-45.55	-43.05	-21.20	-21.85
2457MHz	Pass	2.4835G	2.5G	PK	2.48432G	2.50	-26.02	-26.02	-23.52	-21.20	-2.32
2457MHz	Pass	2.5G	3.1G	PK	2.5003G	2.50	-38.46	-38.46	-35.96	-21.20	-14.76
2462MHz	Pass	1G	2.31G	AV	2.31G	2.50	-58.88	-58.88	-56.38	-41.20	-15.18
2462MHz	Pass	2.31G	2.39G	AV	2.38988G	2.50	-58.95	-58.95	-56.45	-41.20	-15.25
2462MHz	Pass	2.4835G	2.5G	AV	2.48412G	2.50	-54.30	-54.30	-51.80	-41.20	-10.60
2462MHz	Pass	2.5G	3.1G	AV	2.5024G	2.50	-58.02	-58.02	-55.52	-41.20	-14.32
2462MHz	Pass	1G	2.31G	PK	2.31G	2.50	-50.23	-50.23	-47.73	-21.20	-26.53
2462MHz	Pass	2.31G	2.39G	PK	2.34988G	2.50	-46.76	-46.76	-44.26	-21.20	-23.06
2462MHz	Pass	2.4835G	2.5G	PK	2.48536G	2.50	-26.83	-26.83	-24.33	-21.20	-3.13
2462MHz	Pass	2.5G	3.1G	PK	2.5048G	2.50	-44.33	-44.33	-41.83	-21.20	-20.63
802.11ax HEW20_RU52_Index37_20MHz_Nss1,(MCS0)_1TX	-	-	-	-	-	-	-	-	-	-	-
2412MHz	Pass	1G	2.31G	AV	2.31G	2.50	-57.88	-57.88	-55.38	-41.20	-14.18
2412MHz	Pass	2.31G	2.39G	AV	2.38932G	2.50	-51.54	-51.54	-49.04	-41.20	-7.84
2412MHz	Pass	2.4835G	2.5G	AV	2.48418G	2.50	-57.92	-57.92	-55.42	-41.20	-14.22
2412MHz	Pass	2.5G	3.1G	AV	2.5G	2.50	-58.99	-58.99	-56.49	-41.20	-15.29
2412MHz	Pass	1G	2.31G	PK	2.31G	2.50	-47.56	-47.56	-45.06	-21.20	-23.86
2412MHz	Pass	2.31G	2.39G	PK	2.38424G	2.50	-26.84	-26.84	-24.34	-21.20	-3.14
2412MHz	Pass	2.4835G	2.5G	PK	2.48421G	2.50	-45.95	-45.95	-43.45	-21.20	-22.25
2412MHz	Pass	2.5G	3.1G	PK	2.5345G	2.50	-47.73	-47.73	-45.23	-21.20	-24.03
2417MHz	Pass	1G	2.31G	AV	2.31G	2.50	-58.09	-58.09	-55.59	-41.20	-14.39
2417MHz	Pass	2.31G	2.39G	AV	2.3896G	2.50	-51.89	-51.89	-49.39	-41.20	-8.19
2417MHz	Pass	2.4835G	2.5G	AV	2.48374G	2.50	-57.36	-57.36	-54.86	-41.20	-13.66
2417MHz	Pass	2.5G	3.1G	AV	2.5003G	2.50	-59.14	-59.14	-56.64	-41.20	-15.44
2417MHz	Pass	1G	2.31G	PK	2.31G	2.50	-47.56	-47.56	-45.06	-21.20	-23.86

Mode	Result	F-Start (Hz)	F-Stop (Hz)	Type	Freq (Hz)	DG (dBi)	P1 (dBm)	Psum (dBm)	EIRP (dBm)	Limit (dBm)	Margin (dB)
2417MHz	Pass	2.31G	2.39G	PK	2.38988G	2.50	-26.26	-26.26	-23.76	-21.20	-2.56
2417MHz	Pass	2.4835G	2.5G	PK	2.48644G	2.50	-45.73	-45.73	-43.23	-21.20	-22.03
2417MHz	Pass	2.5G	3.1G	PK	2.5324G	2.50	-47.13	-47.13	-44.63	-21.20	-23.43
2422MHz	Pass	1G	2.31G	AV	2.31G	2.50	-57.65	-57.65	-55.15	-41.20	-13.95
2422MHz	Pass	2.31G	2.39G	AV	2.38944G	2.50	-46.14	-46.14	-43.64	-41.20	-2.44
2422MHz	Pass	2.4835G	2.5G	AV	2.48381G	2.50	-55.40	-55.40	-52.90	-41.20	-11.70
2422MHz	Pass	2.5G	3.1G	AV	2.5027G	2.50	-57.59	-57.59	-55.09	-41.20	-13.89
2422MHz	Pass	1G	2.31G	PK	2.31G	2.50	-49.54	-49.54	-47.04	-21.20	-25.84
2422MHz	Pass	2.31G	2.39G	PK	2.38952G	2.50	-25.99	-25.99	-23.49	-21.20	-2.29
2422MHz	Pass	2.4835G	2.5G	PK	2.4839G	2.50	-42.32	-42.32	-39.82	-21.20	-18.62
2422MHz	Pass	2.5G	3.1G	PK	2.5114G	2.50	-45.85	-45.85	-43.35	-21.20	-22.15
802.11ax HEW20_RU52_Index38_20MHz_Nss1,(MCS0)_1TX	-	-	-	-	-	-	-	-	-	-	-
2437MHz	Pass	1G	2.31G	AV	2.31G	2.50	-57.54	-57.54	-55.04	-41.20	-13.84
2437MHz	Pass	2.31G	2.39G	AV	2.38996G	2.50	-51.82	-51.82	-49.32	-41.20	-8.12
2437MHz	Pass	2.4835G	2.5G	AV	2.48352G	2.50	-52.34	-52.34	-49.84	-41.20	-8.64
2437MHz	Pass	2.5G	3.1G	AV	2.5G	2.50	-56.32	-56.32	-53.82	-41.20	-12.62
2437MHz	Pass	1G	2.31G	PK	2.31G	2.50	-47.75	-47.75	-45.25	-21.20	-24.05
2437MHz	Pass	2.31G	2.39G	PK	2.38984G	2.50	-35.17	-35.17	-32.67	-21.20	-11.47
2437MHz	Pass	2.4835G	2.5G	PK	2.48593G	2.50	-35.98	-35.98	-33.48	-21.20	-12.28
2437MHz	Pass	2.5G	3.1G	PK	2.5018G	2.50	-42.72	-42.72	-40.22	-21.20	-19.02
802.11ax HEW20_RU52_Index40_20MHz_Nss1,(MCS0)_1TX	-	-	-	-	-	-	-	-	-	-	-
2447MHz	Pass	1G	2.31G	AV	2.31G	2.50	-57.98	-57.98	-55.48	-41.20	-14.28
2447MHz	Pass	2.31G	2.39G	AV	2.38936G	2.50	-55.43	-55.43	-52.93	-41.20	-11.73
2447MHz	Pass	2.4835G	2.5G	AV	2.48368G	2.50	-50.82	-50.82	-48.32	-41.20	-7.12
2447MHz	Pass	2.5G	3.1G	AV	2.5G	2.50	-55.68	-55.68	-53.18	-41.20	-11.98
2447MHz	Pass	1G	2.31G	PK	2.31G	2.50	-48.70	-48.70	-46.20	-21.20	-25.00
2447MHz	Pass	2.31G	2.39G	PK	2.38396G	2.50	-43.04	-43.04	-40.54	-21.20	-19.34
2447MHz	Pass	2.4835G	2.5G	PK	2.48381G	2.50	-28.83	-28.83	-26.33	-21.20	-5.13
2447MHz	Pass	2.5G	3.1G	PK	2.503G	2.50	-42.71	-42.71	-40.21	-21.20	-19.01
2452MHz	Pass	1G	2.31G	AV	2.31G	2.50	-58.17	-58.17	-55.67	-41.20	-14.47
2452MHz	Pass	2.31G	2.39G	AV	2.38496G	2.50	-56.53	-56.53	-54.03	-41.20	-12.83
2452MHz	Pass	2.4835G	2.5G	AV	2.48371G	2.50	-51.28	-51.28	-48.78	-41.20	-7.58
2452MHz	Pass	2.5G	3.1G	AV	2.5006G	2.50	-55.68	-55.68	-53.18	-41.20	-11.98
2452MHz	Pass	1G	2.31G	PK	2.31G	2.50	-48.66	-48.66	-46.16	-21.20	-24.96
2452MHz	Pass	2.31G	2.39G	PK	2.37796G	2.50	-45.40	-45.40	-42.90	-21.20	-21.70
2452MHz	Pass	2.4835G	2.5G	PK	2.48382G	2.50	-25.92	-25.92	-23.42	-21.20	-2.22
2452MHz	Pass	2.5G	3.1G	PK	2.5018G	2.50	-42.96	-42.96	-40.46	-21.20	-19.26
2457MHz	Pass	1G	2.31G	AV	2.31G	2.50	-58.92	-58.92	-56.42	-41.20	-15.22
2457MHz	Pass	2.31G	2.39G	AV	2.38452G	2.50	-57.62	-57.62	-55.12	-41.20	-13.92
2457MHz	Pass	2.4835G	2.5G	AV	2.4837G	2.50	-52.27	-52.27	-49.77	-41.20	-8.57
2457MHz	Pass	2.5G	3.1G	AV	2.5G	2.50	-56.45	-56.45	-53.95	-41.20	-12.75

Mode	Result	F-Start (Hz)	F-Stop (Hz)	Type	Freq (Hz)	DG (dBi)	P1 (dBm)	Psum (dBm)	EIRP (dBm)	Limit (dBm)	Margin (dB)
2457MHz	Pass	1G	2.31G	PK	2.31G	2.50	-48.76	-48.76	-46.26	-21.20	-25.06
2457MHz	Pass	2.31G	2.39G	PK	2.3884G	2.50	-46.33	-46.33	-43.83	-21.20	-22.63
2457MHz	Pass	2.4835G	2.5G	PK	2.4836G	2.50	-26.17	-26.17	-23.67	-21.20	-2.47
2457MHz	Pass	2.5G	3.1G	PK	2.5036G	2.50	-44.66	-44.66	-42.16	-21.20	-20.96
2462MHz	Pass	1G	2.31G	AV	2.31G	2.50	-59.01	-59.01	-56.51	-41.20	-15.31
2462MHz	Pass	2.31G	2.39G	AV	2.38764G	2.50	-58.55	-58.55	-56.05	-41.20	-14.85
2462MHz	Pass	2.4835G	2.5G	AV	2.48381G	2.50	-53.21	-53.21	-50.71	-41.20	-9.51
2462MHz	Pass	2.5G	3.1G	AV	2.5G	2.50	-57.45	-57.45	-54.95	-41.20	-13.75
2462MHz	Pass	1G	2.31G	PK	2.31G	2.50	-49.83	-49.83	-47.33	-21.20	-26.13
2462MHz	Pass	2.31G	2.39G	PK	2.38936G	2.50	-46.52	-46.52	-44.02	-21.20	-22.82
2462MHz	Pass	2.4835G	2.5G	PK	2.48372G	2.50	-25.71	-25.71	-23.21	-21.20	-2.01
2462MHz	Pass	2.5G	3.1G	PK	2.5009G	2.50	-40.68	-40.68	-38.18	-21.20	-16.98
802.11ax HEW20_RU106_Index53_20MHz_Nss1,(MCS0)_1TX	-	-	-	-	-	-	-	-	-	-	-
2412MHz	Pass	1G	2.31G	AV	2.31G	2.50	-57.91	-57.91	-55.41	-41.20	-14.21
2412MHz	Pass	2.31G	2.39G	AV	2.38976G	2.50	-49.09	-49.09	-46.59	-41.20	-5.39
2412MHz	Pass	2.4835G	2.5G	AV	2.48357G	2.50	-57.67	-57.67	-55.17	-41.20	-13.97
2412MHz	Pass	2.5G	3.1G	AV	2.5018G	2.50	-58.92	-58.92	-56.42	-41.20	-15.22
2412MHz	Pass	1G	2.31G	PK	2.31G	2.50	-48.43	-48.43	-45.93	-21.20	-24.73
2412MHz	Pass	2.31G	2.39G	PK	2.38624G	2.50	-26.68	-26.68	-24.18	-21.20	-2.98
2412MHz	Pass	2.4835G	2.5G	PK	2.48426G	2.50	-45.09	-45.09	-42.59	-21.20	-21.39
2412MHz	Pass	2.5G	3.1G	PK	2.5129G	2.50	-47.28	-47.28	-44.78	-21.20	-23.58
2417MHz	Pass	1G	2.31G	AV	2.31G	2.50	-57.90	-57.90	-55.40	-41.20	-14.20
2417MHz	Pass	2.31G	2.39G	AV	2.38988G	2.50	-49.56	-49.56	-47.06	-41.20	-5.86
2417MHz	Pass	2.4835G	2.5G	AV	2.48401G	2.50	-57.24	-57.24	-54.74	-41.20	-13.54
2417MHz	Pass	2.5G	3.1G	AV	2.5024G	2.50	-58.73	-58.73	-56.23	-41.20	-15.03
2417MHz	Pass	1G	2.31G	PK	2.31G	2.50	-47.24	-47.24	-44.74	-21.20	-23.54
2417MHz	Pass	2.31G	2.39G	PK	2.3892G	2.50	-26.12	-26.12	-23.62	-21.20	-2.42
2417MHz	Pass	2.4835G	2.5G	PK	2.48646G	2.50	-45.31	-45.31	-42.81	-21.20	-21.61
2417MHz	Pass	2.5G	3.1G	PK	2.5087G	2.50	-47.84	-47.84	-45.34	-21.20	-24.14
2422MHz	Pass	1G	2.31G	AV	2.31G	2.50	-57.40	-57.40	-54.90	-41.20	-13.70
2422MHz	Pass	2.31G	2.39G	AV	2.3898G	2.50	-46.92	-46.92	-44.42	-41.20	-3.22
2422MHz	Pass	2.4835G	2.5G	AV	2.48445G	2.50	-56.06	-56.06	-53.56	-41.20	-12.36
2422MHz	Pass	2.5G	3.1G	AV	2.5G	2.50	-58.07	-58.07	-55.57	-41.20	-14.37
2422MHz	Pass	1G	2.31G	PK	2.31G	2.50	-48.34	-48.34	-45.84	-21.20	-24.64
2422MHz	Pass	2.31G	2.39G	PK	2.38992G	2.50	-26.20	-26.20	-23.70	-21.20	-2.50
2422MHz	Pass	2.4835G	2.5G	PK	2.48374G	2.50	-43.29	-43.29	-40.79	-21.20	-19.59
2422MHz	Pass	2.5G	3.1G	PK	2.5102G	2.50	-47.02	-47.02	-44.52	-21.20	-23.32
2437MHz	Pass	1G	2.31G	AV	2.31G	2.50	-57.61	-57.61	-55.11	-41.20	-13.91
2437MHz	Pass	2.31G	2.39G	AV	2.38944G	2.50	-52.30	-52.30	-49.80	-41.20	-8.60
2437MHz	Pass	2.4835G	2.5G	AV	2.48371G	2.50	-53.25	-53.25	-50.75	-41.20	-9.55
2437MHz	Pass	2.5G	3.1G	AV	2.5012G	2.50	-56.77	-56.77	-54.27	-41.20	-13.07
2437MHz	Pass	1G	2.31G	PK	2.31G	2.50	-46.96	-46.96	-44.46	-21.20	-23.26

Mode	Result	F-Start (Hz)	F-Stop (Hz)	Type	Freq (Hz)	DG (dBi)	P1 (dBm)	Psum (dBm)	EIRP (dBm)	Limit (dBm)	Margin (dB)
2437MHz	Pass	2.31G	2.39G	PK	2.3876G	2.50	-32.31	-32.31	-29.81	-21.20	-8.61
2437MHz	Pass	2.4835G	2.5G	PK	2.484G	2.50	-37.91	-37.91	-35.41	-21.20	-14.21
2437MHz	Pass	2.5G	3.1G	PK	2.503G	2.50	-44.98	-44.98	-42.48	-21.20	-21.28
802.11ax HEW20_RU106_Index54_20MHz_Nss1,(MCS0)_1TX	-	-	-	-	-	-	-	-	-	-	-
2447MHz	Pass	1G	2.31G	AV	2.31G	2.50	-58.09	-58.09	-55.59	-41.20	-14.39
2447MHz	Pass	2.31G	2.39G	AV	2.38924G	2.50	-54.70	-54.70	-52.20	-41.20	-11.00
2447MHz	Pass	2.4835G	2.5G	AV	2.48358G	2.50	-46.93	-46.93	-44.43	-41.20	-3.23
2447MHz	Pass	2.5G	3.1G	AV	2.5G	2.50	-53.71	-53.71	-51.21	-41.20	-10.01
2447MHz	Pass	1G	2.31G	PK	2.31G	2.50	-48.36	-48.36	-45.86	-21.20	-24.66
2447MHz	Pass	2.31G	2.39G	PK	2.38892G	2.50	-40.78	-40.78	-38.28	-21.20	-17.08
2447MHz	Pass	2.4835G	2.5G	PK	2.48384G	2.50	-26.52	-26.52	-24.02	-21.20	-2.82
2447MHz	Pass	2.5G	3.1G	PK	2.5015G	2.50	-40.44	-40.44	-37.94	-21.20	-16.74
2452MHz	Pass	1G	2.31G	AV	2.31G	2.50	-58.59	-58.59	-56.09	-41.20	-14.89
2452MHz	Pass	2.31G	2.39G	AV	2.38888G	2.50	-56.71	-56.71	-54.21	-41.20	-13.01
2452MHz	Pass	2.4835G	2.5G	AV	2.48354G	2.50	-50.92	-50.92	-48.42	-41.20	-7.22
2452MHz	Pass	2.5G	3.1G	AV	2.5006G	2.50	-55.77	-55.77	-53.27	-41.20	-12.07
2452MHz	Pass	1G	2.31G	PK	2.31G	2.50	-49.29	-49.29	-46.79	-21.20	-25.59
2452MHz	Pass	2.31G	2.39G	PK	2.38756G	2.50	-45.66	-45.66	-43.16	-21.20	-21.96
2452MHz	Pass	2.4835G	2.5G	PK	2.48375G	2.50	-26.05	-26.05	-23.55	-21.20	-2.35
2452MHz	Pass	2.5G	3.1G	PK	2.5015G	2.50	-45.58	-45.58	-43.08	-21.20	-21.88
2457MHz	Pass	1G	2.31G	AV	2.31G	2.50	-58.67	-58.67	-56.17	-41.20	-14.97
2457MHz	Pass	2.31G	2.39G	AV	2.3858G	2.50	-57.54	-57.54	-55.04	-41.20	-13.84
2457MHz	Pass	2.4835G	2.5G	AV	2.48352G	2.50	-51.10	-51.10	-48.60	-41.20	-7.40
2457MHz	Pass	2.5G	3.1G	AV	2.5G	2.50	-55.82	-55.82	-53.32	-41.20	-12.12
2457MHz	Pass	1G	2.31G	PK	2.31G	2.50	-48.49	-48.49	-45.99	-21.20	-24.79
2457MHz	Pass	2.31G	2.39G	PK	2.34468G	2.50	-46.05	-46.05	-43.55	-21.20	-22.35
2457MHz	Pass	2.4835G	2.5G	PK	2.48405G	2.50	-26.23	-26.23	-23.73	-21.20	-2.53
2457MHz	Pass	2.5G	3.1G	PK	2.5009G	2.50	-43.73	-43.73	-41.23	-21.20	-20.03
2462MHz	Pass	1G	2.31G	AV	2.31G	2.50	-58.89	-58.89	-56.39	-41.20	-15.19
2462MHz	Pass	2.31G	2.39G	AV	2.39G	2.50	-58.24	-58.24	-55.74	-41.20	-14.54
2462MHz	Pass	2.4835G	2.5G	AV	2.48403G	2.50	-51.51	-51.51	-49.01	-41.20	-7.81
2462MHz	Pass	2.5G	3.1G	AV	2.5003G	2.50	-56.63	-56.63	-54.13	-41.20	-12.93
2462MHz	Pass	1G	2.31G	PK	2.31G	2.50	-50.12	-50.12	-47.62	-21.20	-26.42
2462MHz	Pass	2.31G	2.39G	PK	2.38544G	2.50	-47.47	-47.47	-44.97	-21.20	-23.77
2462MHz	Pass	2.4835G	2.5G	PK	2.48383G	2.50	-26.34	-26.34	-23.84	-21.20	-2.64
2462MHz	Pass	2.5G	3.1G	PK	2.5018G	2.50	-45.40	-45.40	-42.90	-21.20	-21.70

DG = Directional Gain ; PX=Port X; Psum=P1+P2+...PX

2.4-2.4835GHz_802.11ax HEW20_RU26_Index0_20MHz_Nss1,(MCS0)_1TX **CSE Bandedge [PK]**

2412MHz

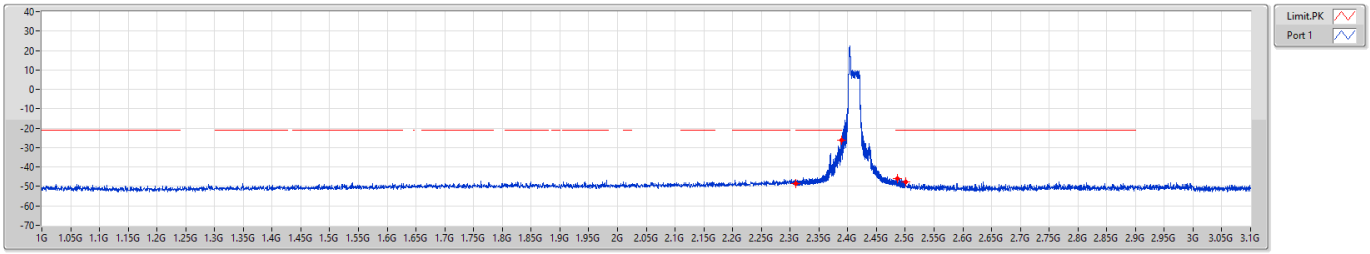

F-Start(Hz)	F-Stop(Hz)	RBW(Hz)	Type	Freq(Hz)	Psum(dBm)	P1(dBm)
1G	2.31G	1M	PK	2.31G	-48.38	-48.38
2.31G	2.39G	1M	PK	2.38876G	-26.26	-26.26
2.4835G	2.5G	1M	PK	2.48643G	-46.12	-46.12
2.5G	3.1G	1M	PK	2.5003G	-47.46	-47.46

2.4-2.4835GHz_802.11ax HEW20_RU26_Index0_20MHz_Nss1,(MCS0)_1TX **CSE Bandedge [AV]**

2412MHz

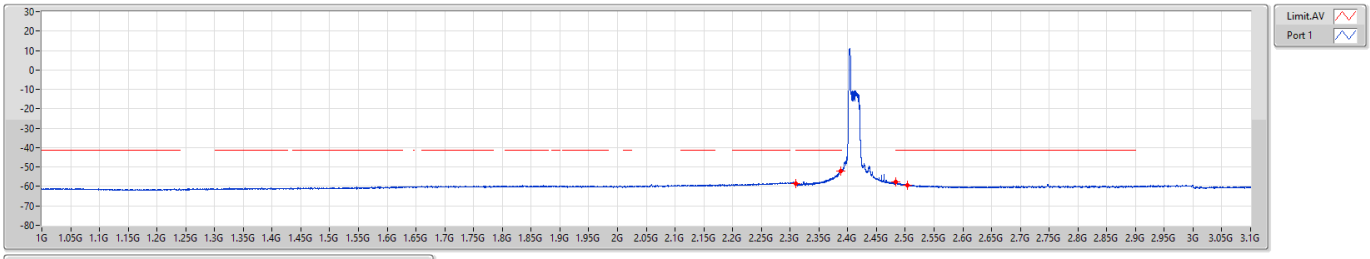

F-Start(Hz)	F-Stop(Hz)	RBW(Hz)	Type	Freq(Hz)	Psum(dBm)	P1(dBm)
1G	2.31G	1M	AV	2.31G	-58.31	-58.31
2.31G	2.39G	1M	AV	2.38776G	-52.19	-52.19
2.4835G	2.5G	1M	AV	2.48387G	-57.46	-57.46
2.5G	3.1G	1M	AV	2.5042G	-59.27	-59.27

2.4-2.4835GHz_802.11ax HEW20_RU26_Index0_20MHz_Nss1,(MCS0)_1TX **CSE Bandedge [PK]**

2417MHz

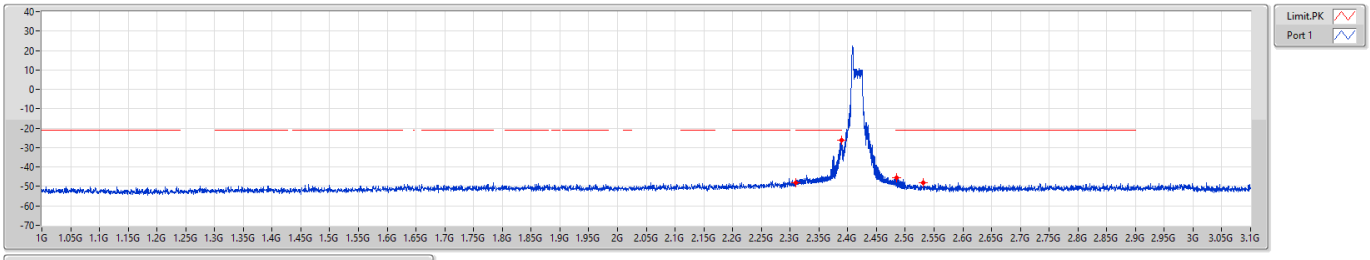

F-Start(Hz)	F-Stop(Hz)	RBW(Hz)	Type	Freq(Hz)	Psum(dBm)	P1(dBm)
1G	2.31G	1M	PK	2.31G	-48.07	-48.07
2.31G	2.39G	1M	PK	2.38996G	-26.17	-26.17
2.4835G	2.5G	1M	PK	2.48493G	-45.60	-45.60
2.5G	3.1G	1M	PK	2.5318G	-47.96	-47.96

2.4-2.4835GHz_802.11ax HEW20_RU26_Index0_20MHz_Nss1,(MCS0)_1TX **CSE Bandedge [AV]**

2417MHz

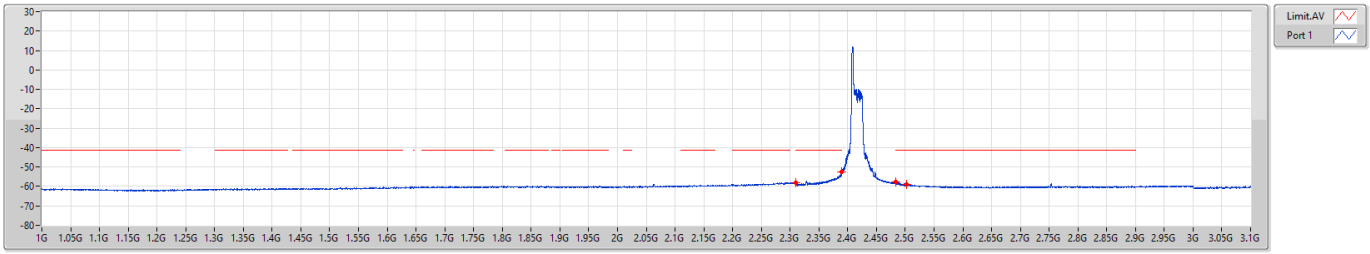

F-Start(Hz)	F-Stop(Hz)	RBW(Hz)	Type	Freq(Hz)	Psum(dBm)	P1(dBm)
1G	2.31G	1M	AV	2.31G	-58.24	-58.24
2.31G	2.39G	1M	AV	2.3898G	-52.59	-52.59
2.4835G	2.5G	1M	AV	2.48365G	-57.47	-57.47
2.5G	3.1G	1M	AV	2.5018G	-59.10	-59.10

2.4-2.4835GHz_802.11ax HEW20_RU26_Index0_20MHz_Nss1,(MCS0)_1TX **CSE Bandedge [PK]**

2422MHz

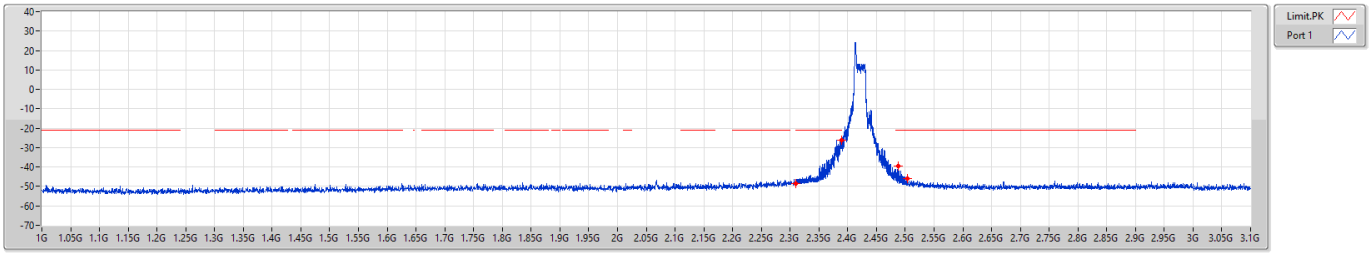

F-Start(Hz)	F-Stop(Hz)	RBW(Hz)	Type	Freq(Hz)	Psum(dBm)	P1(dBm)
1G	2.31G	1M	PK	2.31G	-48.41	-48.41
2.31G	2.39G	1M	PK	2.38992G	-26.26	-26.26
2.4835G	2.5G	1M	PK	2.48791G	-39.49	-39.49
2.5G	3.1G	1M	PK	2.5039G	-45.97	-45.97

2.4-2.4835GHz_802.11ax HEW20_RU26_Index0_20MHz_Nss1,(MCS0)_1TX **CSE Bandedge [AV]**

2422MHz

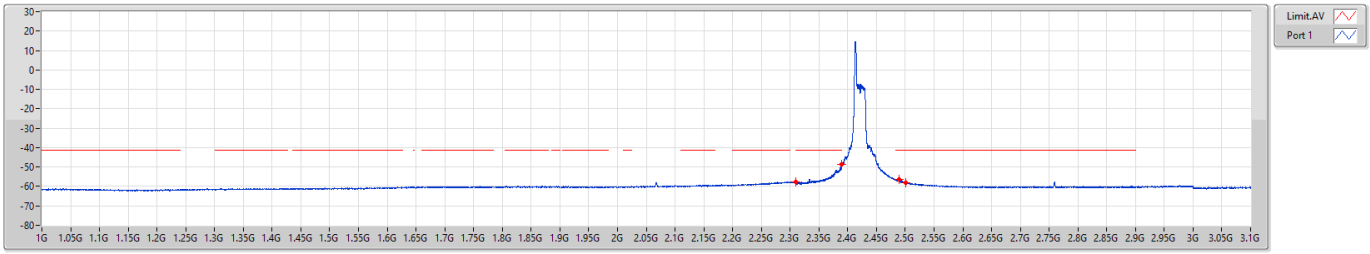

F-Start(Hz)	F-Stop(Hz)	RBW(Hz)	Type	Freq(Hz)	Psum(dBm)	P1(dBm)
1G	2.31G	1M	AV	2.31G	-57.69	-57.69
2.31G	2.39G	1M	AV	2.38968G	-48.54	-48.54
2.4835G	2.5G	1M	AV	2.48867G	-56.27	-56.27
2.5G	3.1G	1M	AV	2.5003G	-58.16	-58.16

2.4-2.4835GHz_802.11ax HEW20_RU26_Index3_20MHz_Nss1,(MCS0)_1TX **CSE Bandedge [PK]**

2437MHz

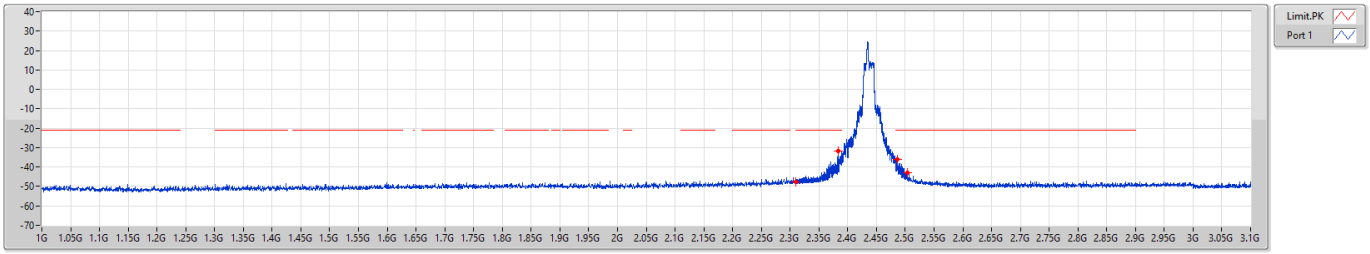

F-Start(Hz)	F-Stop(Hz)	RBW(Hz)	Type	Freq(Hz)	Psum(dBm)	P1(dBm)
1G	2.31G	1M	PK	2.31G	-47.50	-47.50
2.31G	2.39G	1M	PK	2.3834G	-31.75	-31.75
2.4835G	2.5G	1M	PK	2.48579G	-36.18	-36.18
2.5G	3.1G	1M	PK	2.5033G	-42.93	-42.93

2.4-2.4835GHz_802.11ax HEW20_RU26_Index3_20MHz_Nss1,(MCS0)_1TX **CSE Bandedge [AV]**

2437MHz

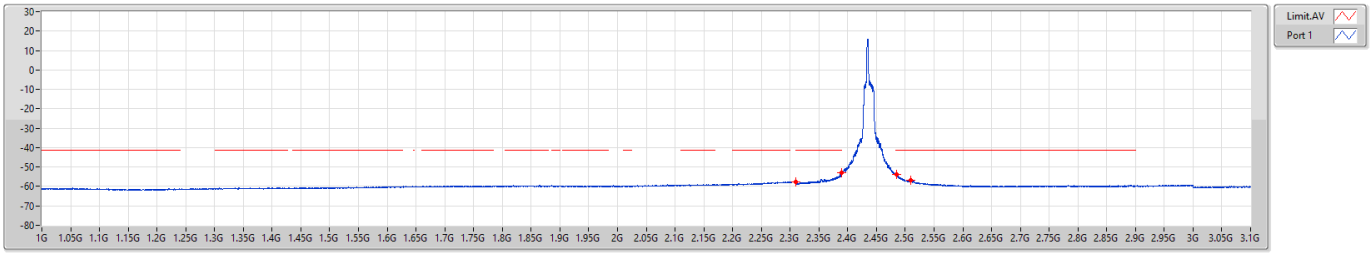

F-Start(Hz)	F-Stop(Hz)	RBW(Hz)	Type	Freq(Hz)	Psum(dBm)	P1(dBm)
1G	2.31G	1M	AV	2.31G	-57.72	-57.72
2.31G	2.39G	1M	AV	2.3894G	-52.96	-52.96
2.4835G	2.5G	1M	AV	2.48513G	-53.71	-53.71
2.5G	3.1G	1M	AV	2.5093G	-56.79	-56.79

2.4-2.4835GHz_802.11ax HEW20_RU26_Index8_20MHz_Nss1,(MCS0)_1TX **CSE Bandedge [PK]**

2447MHz

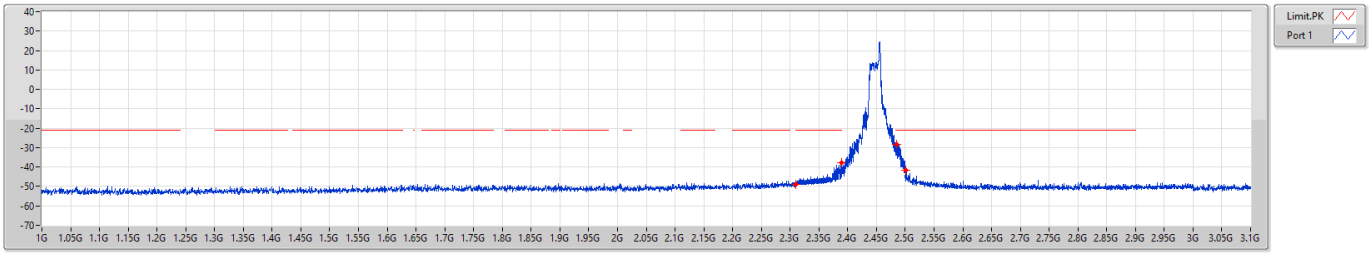

F-Start(Hz)	F-Stop(Hz)	RBW(Hz)	Type	Freq(Hz)	Psum(dBm)	P1(dBm)
1G	2.31G	1M	PK	2.31G	-49.05	-49.05
2.31G	2.39G	1M	PK	2.38884G	-37.94	-37.94
2.4835G	2.5G	1M	PK	2.48442G	-28.19	-28.19
2.5G	3.1G	1M	PK	2.5015G	-41.81	-41.81

2.4-2.4835GHz_802.11ax HEW20_RU26_Index8_20MHz_Nss1,(MCS0)_1TX **CSE Bandedge [AV]**

2447MHz

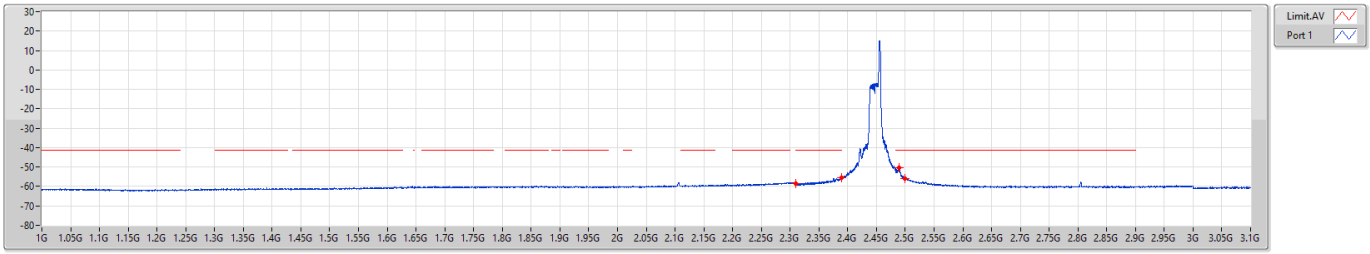

F-Start(Hz)	F-Stop(Hz)	RBW(Hz)	Type	Freq(Hz)	Psum(dBm)	P1(dBm)
1G	2.31G	1M	AV	2.31G	-58.32	-58.32
2.31G	2.39G	1M	AV	2.38916G	-55.72	-55.72
2.4835G	2.5G	1M	AV	2.48901G	-50.55	-50.55
2.5G	3.1G	1M	AV	2.5G	-55.89	-55.89

2.4-2.4835GHz_802.11ax HEW20_RU26_Index8_20MHz_Nss1,(MCS0)_1TX **CSE Bandedge [PK]**

2452MHz

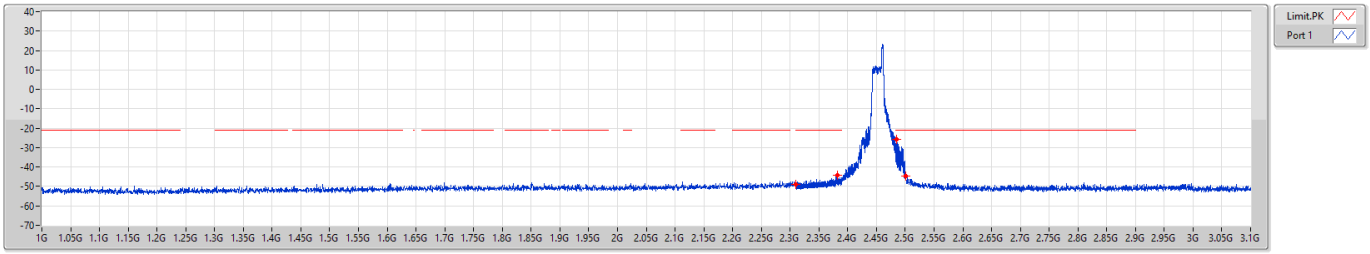

F-Start(Hz)	F-Stop(Hz)	RBW(Hz)	Type	Freq(Hz)	Psum(dBm)	P1(dBm)
1G	2.31G	1M	PK	2.31G	-49.02	-49.02
2.31G	2.39G	1M	PK	2.38192G	-44.32	-44.32
2.4835G	2.5G	1M	PK	2.48436G	-25.72	-25.72
2.5G	3.1G	1M	PK	2.5012G	-44.68	-44.68

2.4-2.4835GHz_802.11ax HEW20_RU26_Index8_20MHz_Nss1,(MCS0)_1TX **CSE Bandedge [AV]**

2452MHz

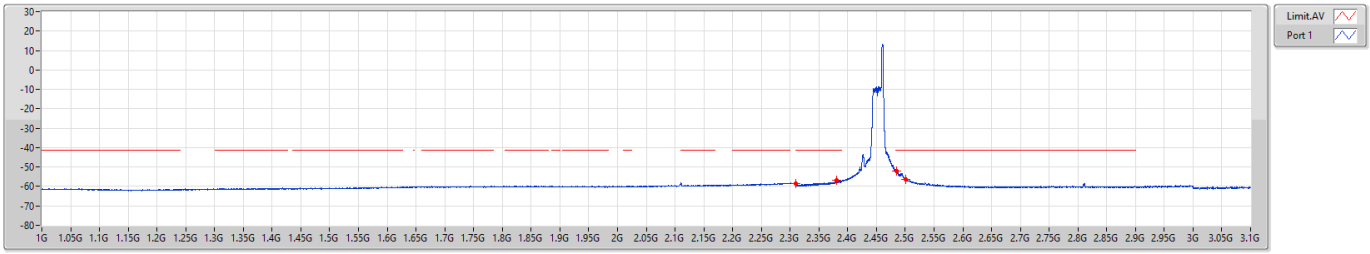

F-Start(Hz)	F-Stop(Hz)	RBW(Hz)	Type	Freq(Hz)	Psum(dBm)	P1(dBm)
1G	2.31G	1M	AV	2.31G	-58.44	-58.44
2.31G	2.39G	1M	AV	2.38064G	-56.63	-56.63
2.4835G	2.5G	1M	AV	2.48507G	-51.88	-51.88
2.5G	3.1G	1M	AV	2.5003G	-56.28	-56.28

2.4-2.4835GHz_802.11ax HEW20_RU26_Index8_20MHz_Nss1,(MCS0)_1TX **CSE Bandedge [PK]**

2457MHz

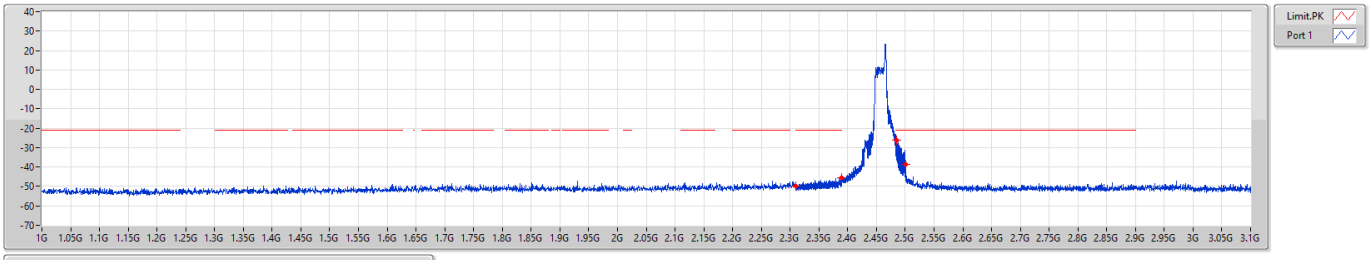

F-Start(Hz)	F-Stop(Hz)	RBW(Hz)	Type	Freq(Hz)	Psum(dBm)	P1(dBm)
1G	2.31G	1M	PK	2.31G	-49.74	-49.74
2.31G	2.39G	1M	PK	2.38996G	-45.55	-45.55
2.4835G	2.5G	1M	PK	2.48432G	-26.02	-26.02
2.5G	3.1G	1M	PK	2.5003G	-38.46	-38.46

2.4-2.4835GHz_802.11ax HEW20_RU26_Index8_20MHz_Nss1,(MCS0)_1TX **CSE Bandedge [AV]**

2457MHz

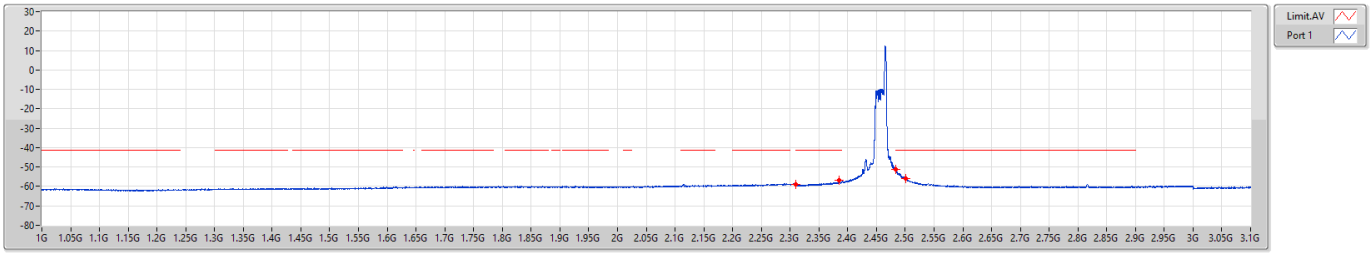

F-Start(Hz)	F-Stop(Hz)	RBW(Hz)	Type	Freq(Hz)	Psum(dBm)	P1(dBm)
1G	2.31G	1M	AV	2.31G	-58.75	-58.75
2.31G	2.39G	1M	AV	2.38536G	-56.94	-56.94
2.4835G	2.5G	1M	AV	2.48375G	-51.22	-51.22
2.5G	3.1G	1M	AV	2.5012G	-55.84	-55.84

2.4-2.4835GHz_802.11ax HEW20_RU26_Index8_20MHz_Nss1,(MCS0)_1TX **CSE Bandedge [PK]**

2462MHz

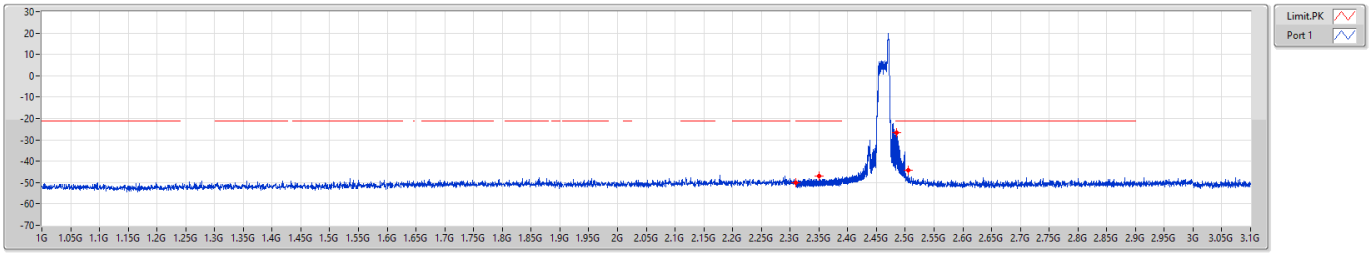

F-Start(Hz)	F-Stop(Hz)	RBW(Hz)	Type	Freq(Hz)	Psum(dBm)	P1(dBm)
1G	2.31G	1M	PK	2.31G	-50.23	-50.23
2.31G	2.39G	1M	PK	2.34988G	-46.76	-46.76
2.4835G	2.5G	1M	PK	2.48536G	-26.83	-26.83
2.5G	3.1G	1M	PK	2.5048G	-44.33	-44.33

2.4-2.4835GHz_802.11ax HEW20_RU26_Index8_20MHz_Nss1,(MCS0)_1TX **CSE Bandedge [AV]**

2462MHz

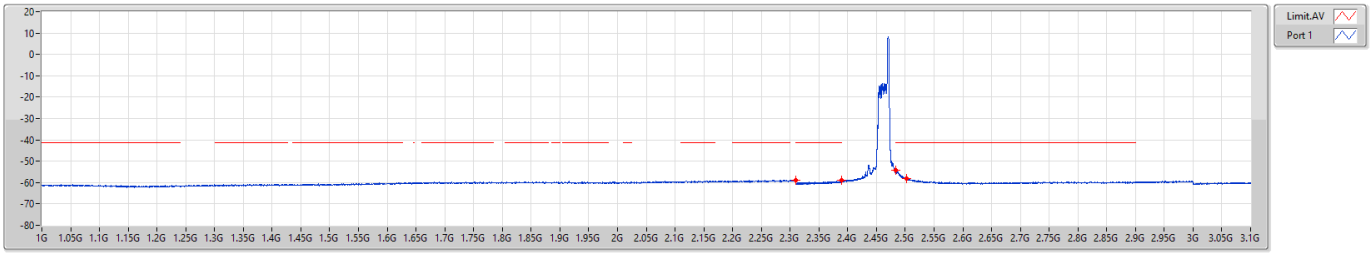

F-Start(Hz)	F-Stop(Hz)	RBW(Hz)	Type	Freq(Hz)	Psum(dBm)	P1(dBm)
1G	2.31G	1M	AV	2.31G	-58.88	-58.88
2.31G	2.39G	1M	AV	2.38988G	-58.95	-58.95
2.4835G	2.5G	1M	AV	2.48412G	-54.30	-54.30
2.5G	3.1G	1M	AV	2.5024G	-58.02	-58.02

2.4-2.4835GHz_802.11ax HEW20_RU52_Index37_20MHz_Nss1,(MCS0)_1TX **CSE Bandedge [PK]**

2412MHz

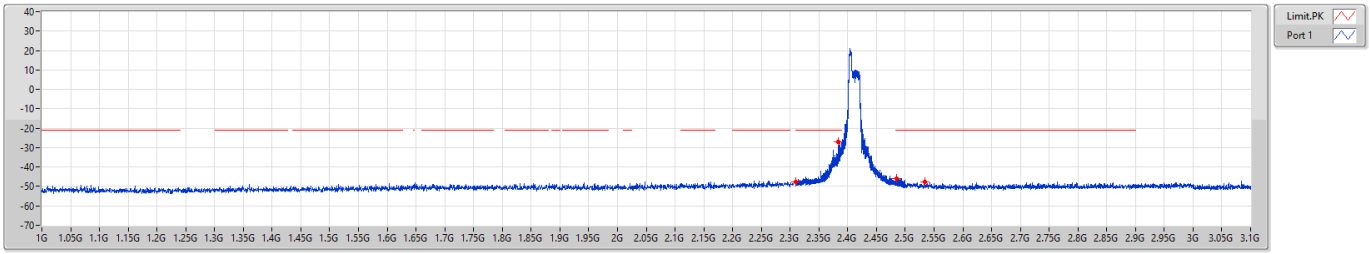

F-Start(Hz)	F-Stop(Hz)	RBW(Hz)	Type	Freq(Hz)	Psum(dBm)	P1(dBm)
1G	2.31G	1M	PK	2.31G	-47.56	-47.56
2.31G	2.39G	1M	PK	2.38424G	-26.84	-26.84
2.4835G	2.5G	1M	PK	2.48421G	-45.95	-45.95
2.5G	3.1G	1M	PK	2.5345G	-47.73	-47.73

2.4-2.4835GHz_802.11ax HEW20_RU52_Index37_20MHz_Nss1,(MCS0)_1TX **CSE Bandedge [AV]**

2412MHz

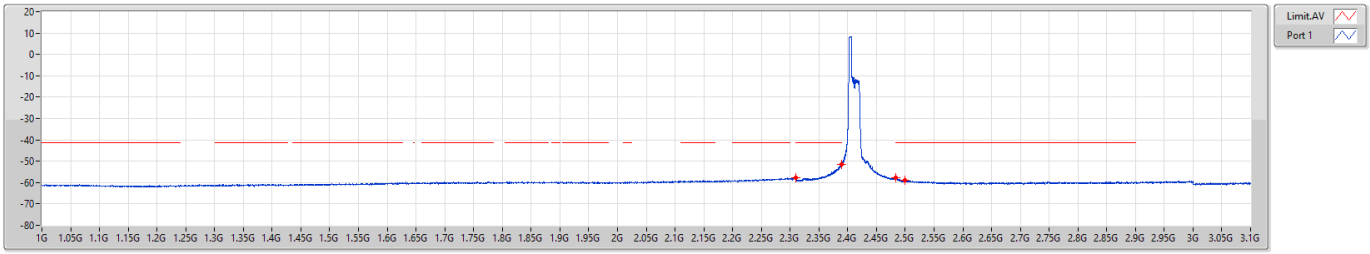

F-Start(Hz)	F-Stop(Hz)	RBW(Hz)	Type	Freq(Hz)	Psum(dBm)	P1(dBm)
1G	2.31G	1M	AV	2.31G	-57.88	-57.88
2.31G	2.39G	1M	AV	2.38932G	-51.54	-51.54
2.4835G	2.5G	1M	AV	2.48418G	-57.92	-57.92
2.5G	3.1G	1M	AV	2.5G	-58.99	-58.99

2.4-2.4835GHz_802.11ax HEW20_RU52_Index37_20MHz_Nss1,(MCS0)_1TX **CSE Bandedge [PK]**

2417MHz

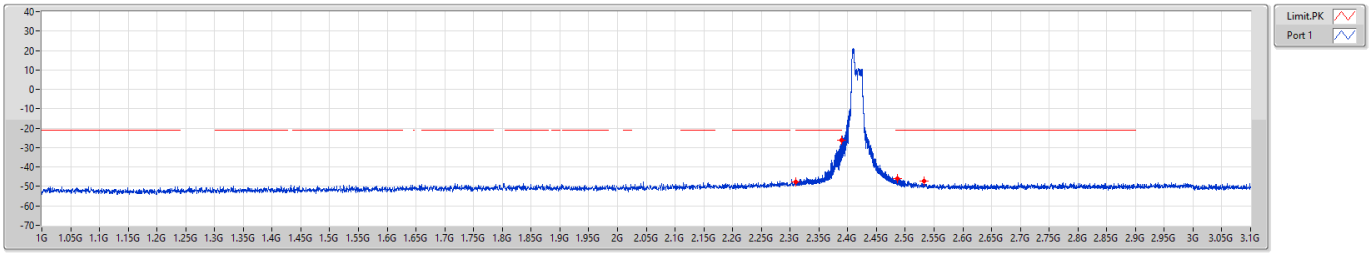

F-Start(Hz)	F-Stop(Hz)	RBW(Hz)	Type	Freq(Hz)	Psum(dBm)	P1(dBm)
1G	2.31G	1M	PK	2.31G	-47.56	-47.56
2.31G	2.39G	1M	PK	2.38988G	-26.26	-26.26
2.4835G	2.5G	1M	PK	2.48644G	-45.73	-45.73
2.5G	3.1G	1M	PK	2.5324G	-47.13	-47.13

2.4-2.4835GHz_802.11ax HEW20_RU52_Index37_20MHz_Nss1,(MCS0)_1TX **CSE Bandedge [AV]**

2417MHz

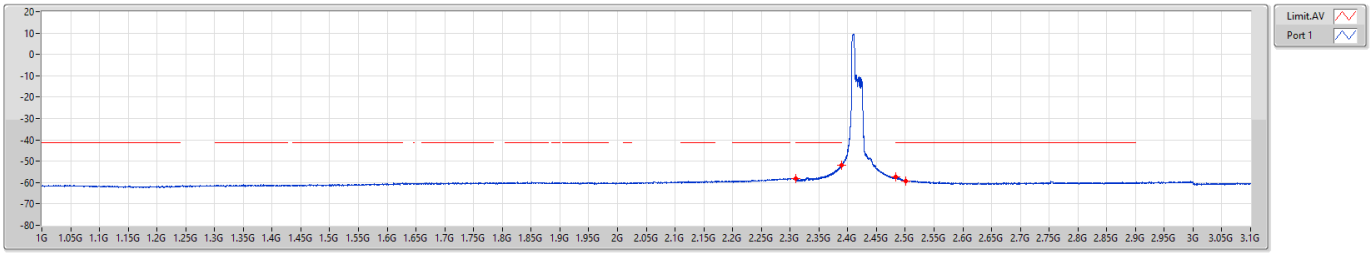

F-Start(Hz)	F-Stop(Hz)	RBW(Hz)	Type	Freq(Hz)	Psum(dBm)	P1(dBm)
1G	2.31G	1M	AV	2.31G	-58.09	-58.09
2.31G	2.39G	1M	AV	2.3896G	-51.89	-51.89
2.4835G	2.5G	1M	AV	2.48374G	-57.36	-57.36
2.5G	3.1G	1M	AV	2.5003G	-59.14	-59.14

2.4-2.4835GHz_802.11ax HEW20_RU52_Index37_20MHz_Nss1,(MCS0)_1TX **CSE Bandedge [PK]**

2422MHz

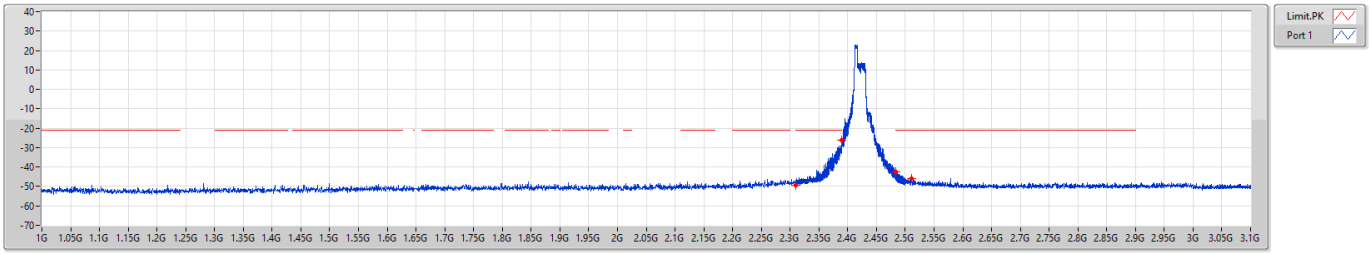

F-Start(Hz)	F-Stop(Hz)	RBW(Hz)	Type	Freq(Hz)	Psum(dBm)	P1(dBm)
1G	2.31G	1M	PK	2.31G	-49.54	-49.54
2.31G	2.39G	1M	PK	2.38952G	-25.99	-25.99
2.4835G	2.5G	1M	PK	2.4839G	-42.32	-42.32
2.5G	3.1G	1M	PK	2.5114G	-45.85	-45.85

2.4-2.4835GHz_802.11ax HEW20_RU52_Index37_20MHz_Nss1,(MCS0)_1TX **CSE Bandedge [AV]**

2422MHz

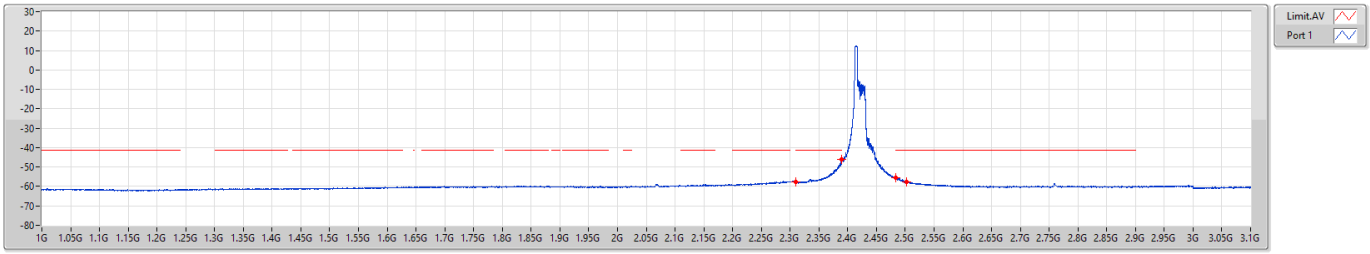

F-Start(Hz)	F-Stop(Hz)	RBW(Hz)	Type	Freq(Hz)	Psum(dBm)	P1(dBm)
1G	2.31G	1M	AV	2.31G	-57.65	-57.65
2.31G	2.39G	1M	AV	2.38944G	-46.14	-46.14
2.4835G	2.5G	1M	AV	2.48381G	-55.40	-55.40
2.5G	3.1G	1M	AV	2.5027G	-57.59	-57.59

2.4-2.4835GHz_802.11ax HEW20_RU52_Index38_20MHz_Nss1,(MCS0)_1TX **CSE Bandedge [PK]**

2437MHz

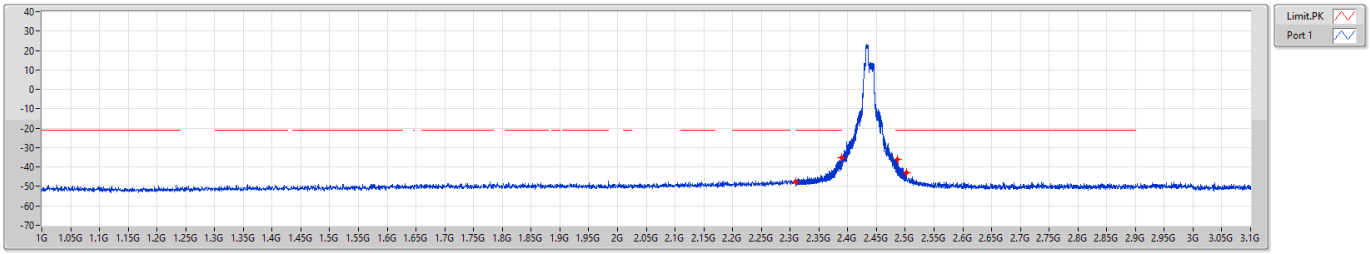

F-Start(Hz)	F-Stop(Hz)	RBW(Hz)	Type	Freq(Hz)	Psum(dBm)	P1(dBm)
1G	2.31G	1M	PK	2.31G	-47.75	-47.75
2.31G	2.39G	1M	PK	2.38984G	-35.17	-35.17
2.4835G	2.5G	1M	PK	2.48593G	-35.98	-35.98
2.5G	3.1G	1M	PK	2.5018G	-42.72	-42.72

2.4-2.4835GHz_802.11ax HEW20_RU52_Index38_20MHz_Nss1,(MCS0)_1TX **CSE Bandedge [AV]**

2437MHz

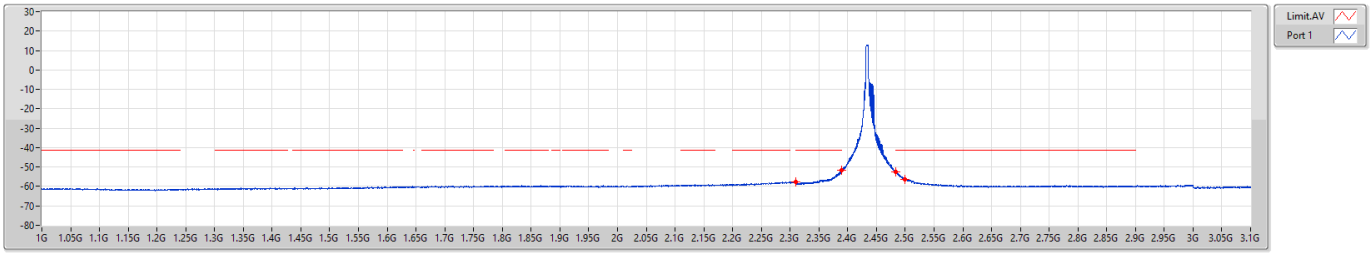

F-Start(Hz)	F-Stop(Hz)	RBW(Hz)	Type	Freq(Hz)	Psum(dBm)	P1(dBm)
1G	2.31G	1M	AV	2.31G	-57.54	-57.54
2.31G	2.39G	1M	AV	2.38996G	-51.82	-51.82
2.4835G	2.5G	1M	AV	2.48352G	-52.34	-52.34
2.5G	3.1G	1M	AV	2.5G	-56.32	-56.32

2.4-2.4835GHz_802.11ax HEW20_RU52_Index40_20MHz_Nss1,(MCS0)_1TX **CSE Bandedge [PK]**

2447MHz

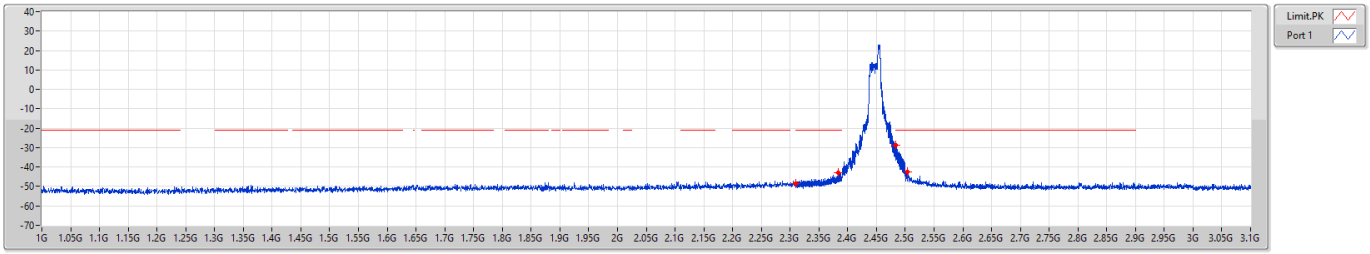

F-Start(Hz)	F-Stop(Hz)	RBW(Hz)	Type	Freq(Hz)	Psum(dBm)	P1(dBm)
1G	2.31G	1M	PK	2.31G	-48.70	-48.70
2.31G	2.39G	1M	PK	2.38396G	-43.04	-43.04
2.4835G	2.5G	1M	PK	2.48381G	-28.83	-28.83
2.5G	3.1G	1M	PK	2.503G	-42.71	-42.71

2.4-2.4835GHz_802.11ax HEW20_RU52_Index40_20MHz_Nss1,(MCS0)_1TX **CSE Bandedge [AV]**

2447MHz

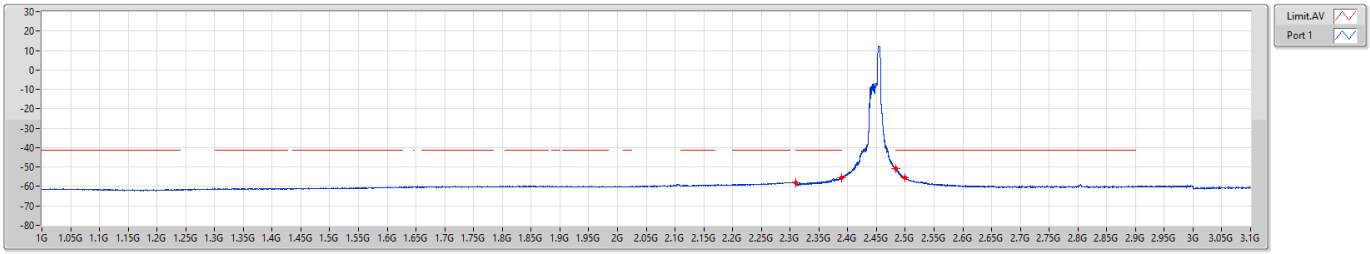

F-Start(Hz)	F-Stop(Hz)	RBW(Hz)	Type	Freq(Hz)	Psum(dBm)	P1(dBm)
1G	2.31G	1M	AV	2.31G	-57.98	-57.98
2.31G	2.39G	1M	AV	2.38936G	-55.43	-55.43
2.4835G	2.5G	1M	AV	2.48368G	-50.82	-50.82
2.5G	3.1G	1M	AV	2.5G	-55.68	-55.68

2.4-2.4835GHz_802.11ax HEW20_RU52_Index40_20MHz_Nss1,(MCS0)_1TX **CSE Bandedge [PK]**

2452MHz

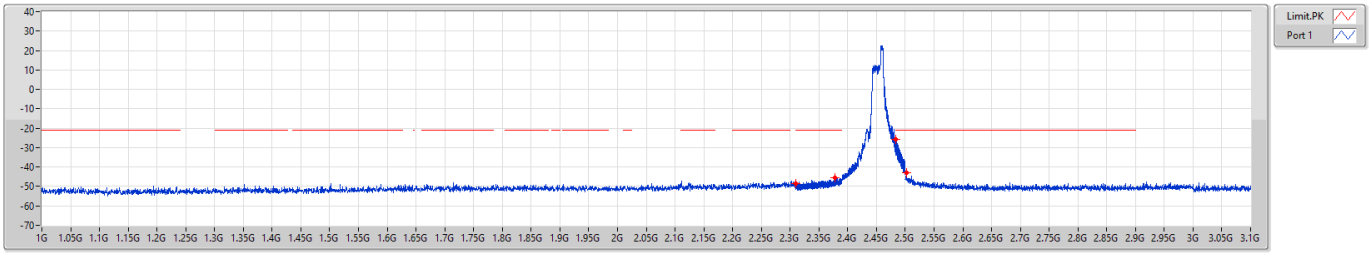

F-Start(Hz)	F-Stop(Hz)	RBW(Hz)	Type	Freq(Hz)	Psum(dBm)	P1(dBm)
1G	2.31G	1M	PK	2.31G	-48.66	-48.66
2.31G	2.39G	1M	PK	2.37796G	-45.40	-45.40
2.4835G	2.5G	1M	PK	2.48382G	-25.92	-25.92
2.5G	3.1G	1M	PK	2.5018G	-42.96	-42.96

2.4-2.4835GHz_802.11ax HEW20_RU52_Index40_20MHz_Nss1,(MCS0)_1TX **CSE Bandedge [AV]**

2452MHz

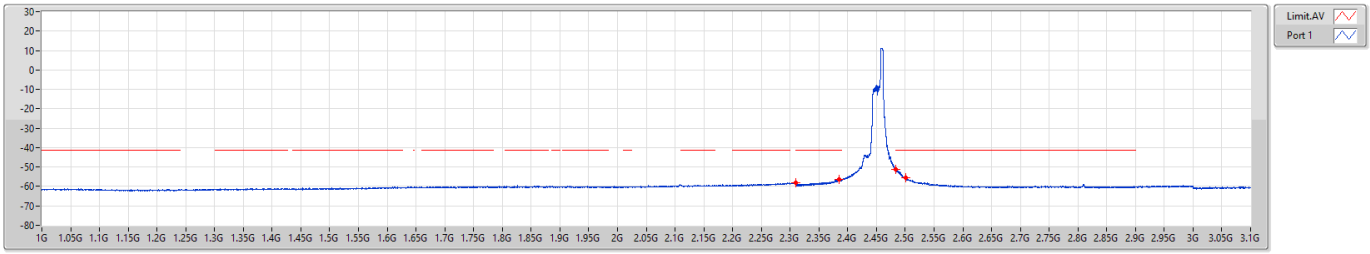

F-Start(Hz)	F-Stop(Hz)	RBW(Hz)	Type	Freq(Hz)	Psum(dBm)	P1(dBm)
1G	2.31G	1M	AV	2.31G	-58.17	-58.17
2.31G	2.39G	1M	AV	2.38496G	-56.53	-56.53
2.4835G	2.5G	1M	AV	2.48371G	-51.28	-51.28
2.5G	3.1G	1M	AV	2.5006G	-55.68	-55.68

2.4-2.4835GHz_802.11ax HEW20_RU52_Index40_20MHz_Nss1,(MCS0)_1TX **CSE Bandedge [PK]**

2457MHz

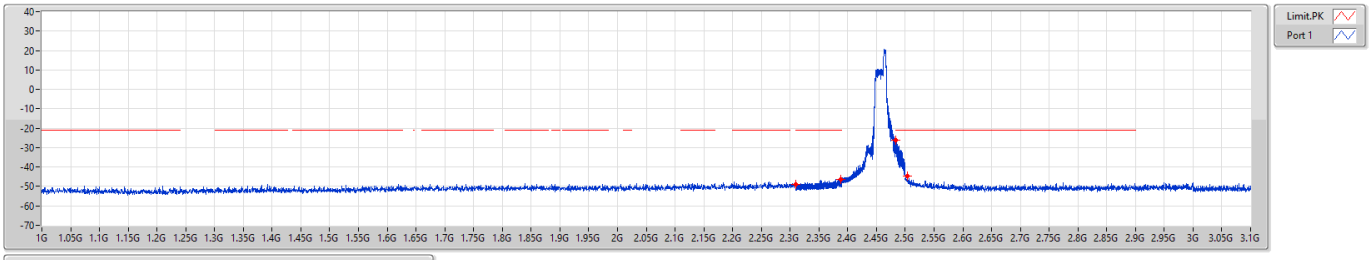

F-Start(Hz)	F-Stop(Hz)	RBW(Hz)	Type	Freq(Hz)	Psum(dBm)	P1(dBm)
1G	2.31G	1M	PK	2.31G	-48.76	-48.76
2.31G	2.39G	1M	PK	2.3884G	-46.33	-46.33
2.4835G	2.5G	1M	PK	2.4836G	-26.17	-26.17
2.5G	3.1G	1M	PK	2.5036G	-44.66	-44.66

2.4-2.4835GHz_802.11ax HEW20_RU52_Index40_20MHz_Nss1,(MCS0)_1TX **CSE Bandedge [AV]**

2457MHz

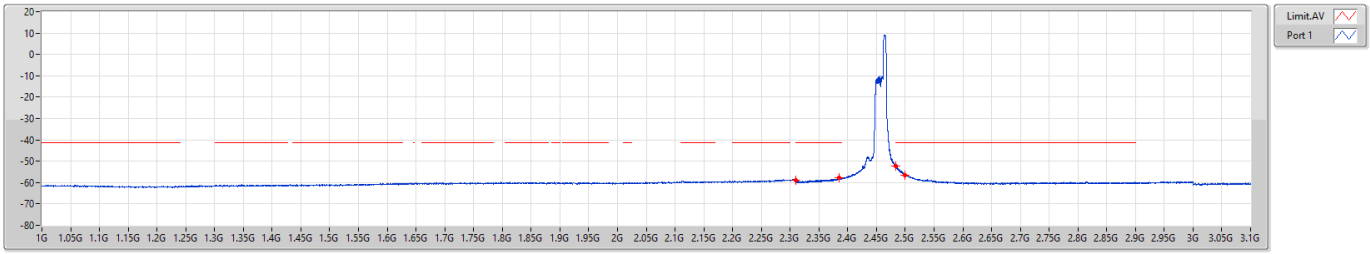

F-Start(Hz)	F-Stop(Hz)	RBW(Hz)	Type	Freq(Hz)	Psum(dBm)	P1(dBm)
1G	2.31G	1M	AV	2.31G	-58.92	-58.92
2.31G	2.39G	1M	AV	2.38452G	-57.62	-57.62
2.4835G	2.5G	1M	AV	2.4837G	-52.27	-52.27
2.5G	3.1G	1M	AV	2.5G	-56.45	-56.45

2.4-2.4835GHz_802.11ax HEW20_RU52_Index40_20MHz_Nss1,(MCS0)_1TX **CSE Bandedge [PK]**

2462MHz

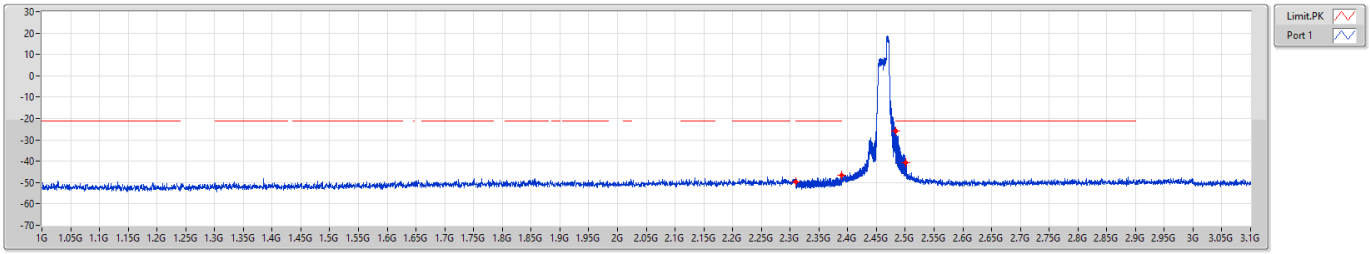

F-Start(Hz)	F-Stop(Hz)	RBW(Hz)	Type	Freq(Hz)	Psum(dBm)	P1(dBm)
1G	2.31G	1M	PK	2.31G	-49.83	-49.83
2.31G	2.39G	1M	PK	2.38936G	-46.52	-46.52
2.4835G	2.5G	1M	PK	2.48372G	-25.71	-25.71
2.5G	3.1G	1M	PK	2.5009G	-40.68	-40.68

2.4-2.4835GHz_802.11ax HEW20_RU52_Index40_20MHz_Nss1,(MCS0)_1TX **CSE Bandedge [AV]**

2462MHz

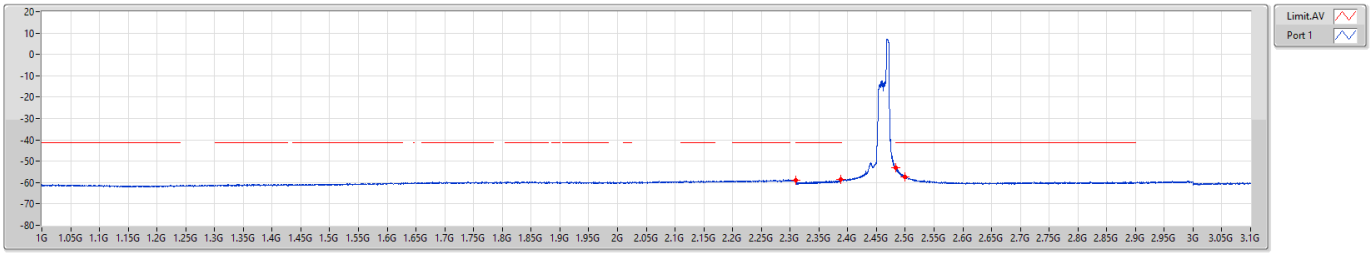

F-Start(Hz)	F-Stop(Hz)	RBW(Hz)	Type	Freq(Hz)	Psum(dBm)	P1(dBm)
1G	2.31G	1M	AV	2.31G	-59.01	-59.01
2.31G	2.39G	1M	AV	2.38764G	-58.55	-58.55
2.4835G	2.5G	1M	AV	2.48381G	-53.21	-53.21
2.5G	3.1G	1M	AV	2.5G	-57.45	-57.45

2.4-2.4835GHz_802.11ax HEW20_RU106_Index53_20MHz_Nss1,(MCS0)_1TX **CSE Bandedge [PK]**

2412MHz

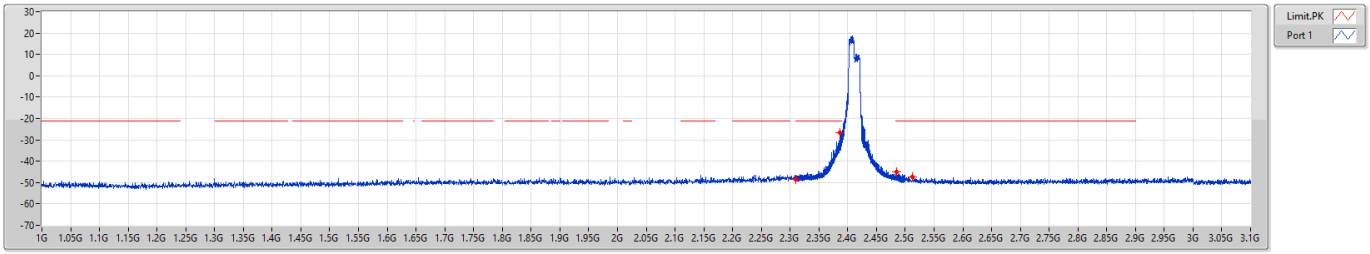

F-Start(Hz)	F-Stop(Hz)	RBW(Hz)	Type	Freq(Hz)	Psum(dBm)	P1(dBm)
1G	2.31G	1M	PK	2.31G	-48.43	-48.43
2.31G	2.39G	1M	PK	2.38624G	-26.68	-26.68
2.4835G	2.5G	1M	PK	2.48426G	-45.09	-45.09
2.5G	3.1G	1M	PK	2.5129G	-47.28	-47.28

2.4-2.4835GHz_802.11ax HEW20_RU106_Index53_20MHz_Nss1,(MCS0)_1TX **CSE Bandedge [AV]**

2412MHz

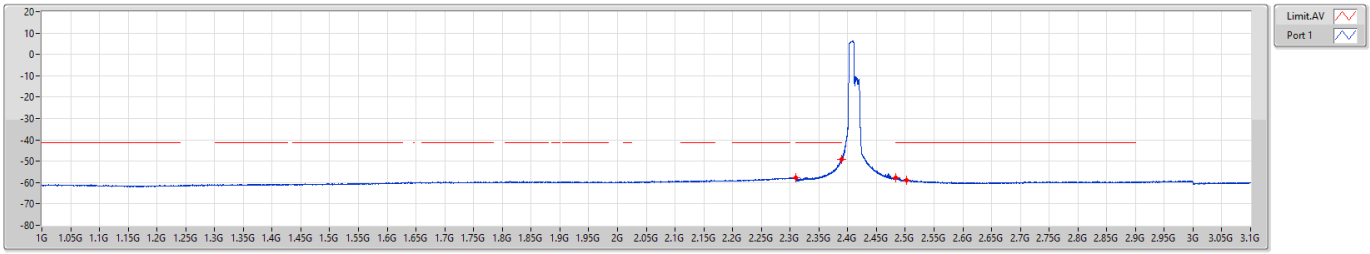

F-Start(Hz)	F-Stop(Hz)	RBW(Hz)	Type	Freq(Hz)	Psum(dBm)	P1(dBm)
1G	2.31G	1M	AV	2.31G	-57.91	-57.91
2.31G	2.39G	1M	AV	2.38976G	-49.09	-49.09
2.4835G	2.5G	1M	AV	2.48357G	-57.67	-57.67
2.5G	3.1G	1M	AV	2.5018G	-58.92	-58.92

2.4-2.4835GHz_802.11ax HEW20_RU106_Index53_20MHz_Nss1,(MCS0)_1TX **CSE Bandedge [PK]**

2417MHz

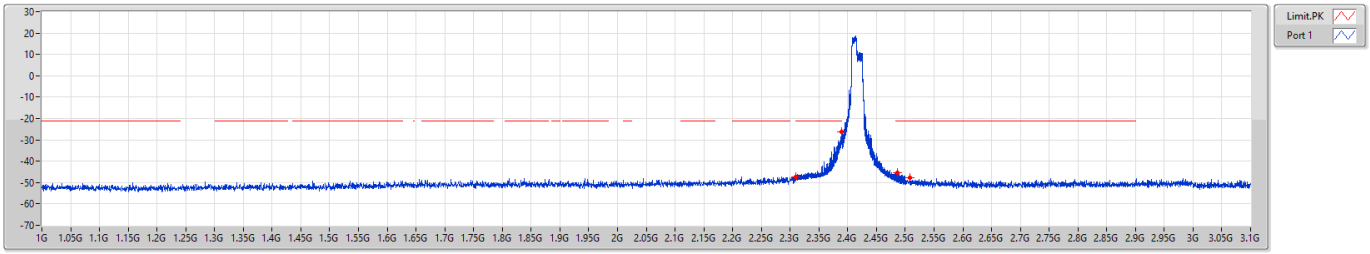

F-Start(Hz)	F-Stop(Hz)	RBW(Hz)	Type	Freq(Hz)	Psum(dBm)	P1(dBm)
1G	2.31G	1M	PK	2.31G	-47.24	-47.24
2.31G	2.39G	1M	PK	2.3892G	-26.12	-26.12
2.4835G	2.5G	1M	PK	2.48646G	-45.31	-45.31
2.5G	3.1G	1M	PK	2.5087G	-47.84	-47.84

2.4-2.4835GHz_802.11ax HEW20_RU106_Index53_20MHz_Nss1,(MCS0)_1TX **CSE Bandedge [AV]**

2417MHz

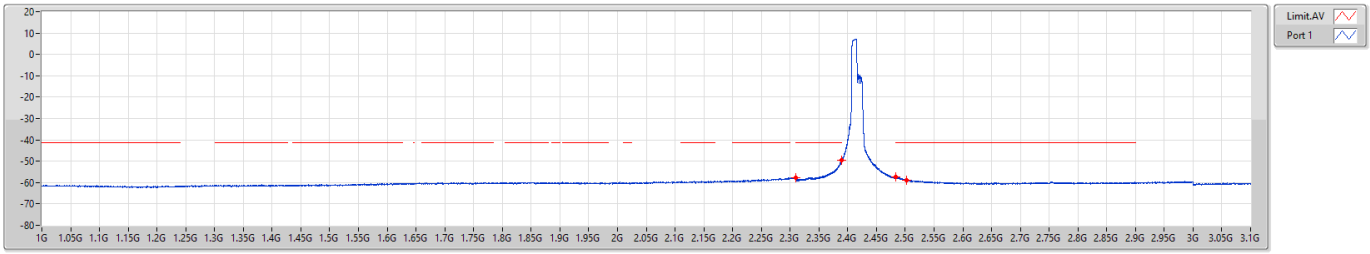

F-Start(Hz)	F-Stop(Hz)	RBW(Hz)	Type	Freq(Hz)	Psum(dBm)	P1(dBm)
1G	2.31G	1M	AV	2.31G	-57.90	-57.90
2.31G	2.39G	1M	AV	2.38988G	-49.56	-49.56
2.4835G	2.5G	1M	AV	2.48401G	-57.24	-57.24
2.5G	3.1G	1M	AV	2.5024G	-58.73	-58.73

2.4-2.4835GHz_802.11ax HEW20_RU106_Index53_20MHz_Nss1,(MCS0)_1TX **CSE Bandedge [PK]**

2422MHz

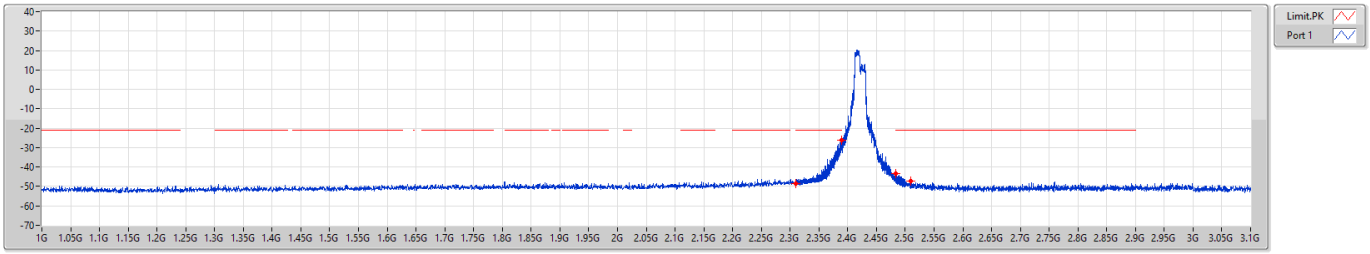

F-Start(Hz)	F-Stop(Hz)	RBW(Hz)	Type	Freq(Hz)	Psum(dBm)	P1(dBm)
1G	2.31G	1M	PK	2.31G	-48.34	-48.34
2.31G	2.39G	1M	PK	2.38992G	-26.20	-26.20
2.4835G	2.5G	1M	PK	2.48374G	-43.29	-43.29
2.5G	3.1G	1M	PK	2.5102G	-47.02	-47.02

2.4-2.4835GHz_802.11ax HEW20_RU106_Index53_20MHz_Nss1,(MCS0)_1TX **CSE Bandedge [AV]**

2422MHz

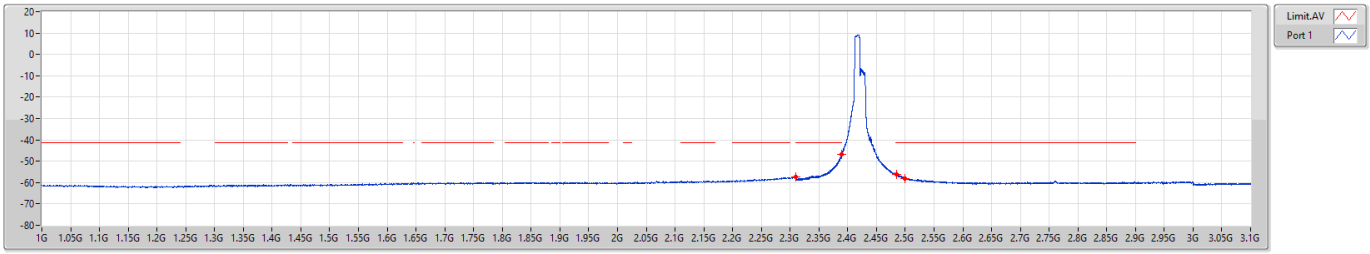

F-Start(Hz)	F-Stop(Hz)	RBW(Hz)	Type	Freq(Hz)	Psum(dBm)	P1(dBm)
1G	2.31G	1M	AV	2.31G	-57.40	-57.40
2.31G	2.39G	1M	AV	2.3898G	-46.92	-46.92
2.4835G	2.5G	1M	AV	2.48445G	-56.06	-56.06
2.5G	3.1G	1M	AV	2.5G	-58.07	-58.07

2.4-2.4835GHz_802.11ax HEW20_RU106_Index53_20MHz_Nss1,(MCS0)_1TX **CSE Bandedge [PK]**

2437MHz

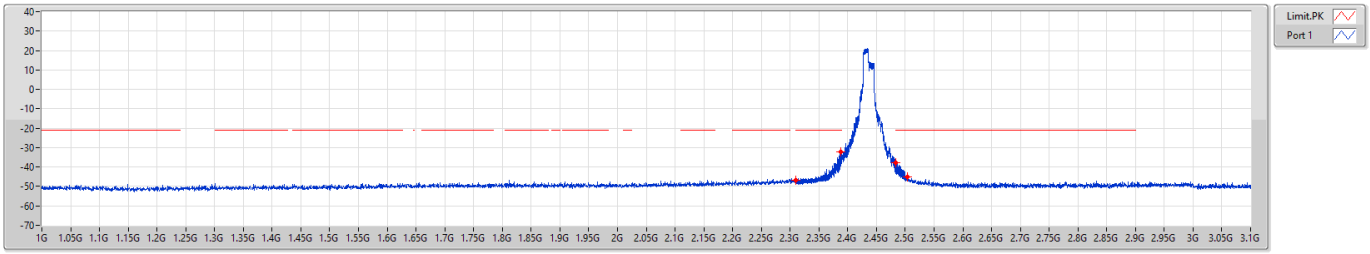

F-Start(Hz)	F-Stop(Hz)	RBW(Hz)	Type	Freq(Hz)	Psum(dBm)	P1(dBm)
1G	2.31G	1M	PK	2.31G	-46.96	-46.96
2.31G	2.39G	1M	PK	2.3876G	-32.31	-32.31
2.4835G	2.5G	1M	PK	2.484G	-37.91	-37.91
2.5G	3.1G	1M	PK	2.503G	-44.98	-44.98

2.4-2.4835GHz_802.11ax HEW20_RU106_Index53_20MHz_Nss1,(MCS0)_1TX **CSE Bandedge [AV]**

2437MHz

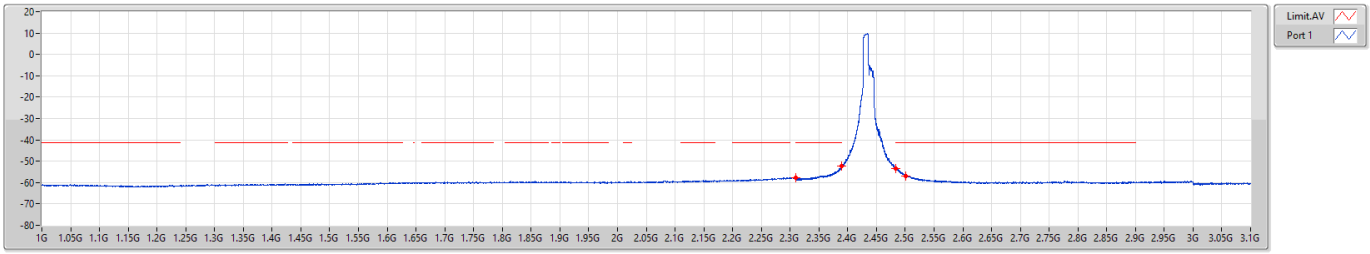

F-Start(Hz)	F-Stop(Hz)	RBW(Hz)	Type	Freq(Hz)	Psum(dBm)	P1(dBm)
1G	2.31G	1M	AV	2.31G	-57.61	-57.61
2.31G	2.39G	1M	AV	2.38944G	-52.30	-52.30
2.4835G	2.5G	1M	AV	2.48371G	-53.25	-53.25
2.5G	3.1G	1M	AV	2.5012G	-56.77	-56.77

2.4-2.4835GHz_802.11ax HEW20_RU106_Index54_20MHz_Nss1,(MCS0)_1TX **CSE Bandedge [PK]**

2447MHz

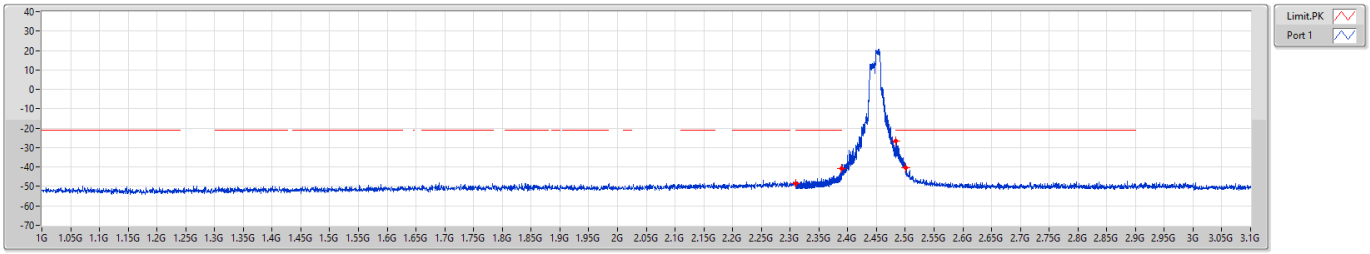

F-Start(Hz)	F-Stop(Hz)	RBW(Hz)	Type	Freq(Hz)	Psum(dBm)	P1(dBm)
1G	2.31G	1M	PK	2.31G	-48.36	-48.36
2.31G	2.39G	1M	PK	2.38892G	-40.78	-40.78
2.4835G	2.5G	1M	PK	2.48384G	-26.52	-26.52
2.5G	3.1G	1M	PK	2.5015G	-40.44	-40.44

2.4-2.4835GHz_802.11ax HEW20_RU106_Index54_20MHz_Nss1,(MCS0)_1TX **CSE Bandedge [AV]**

2447MHz

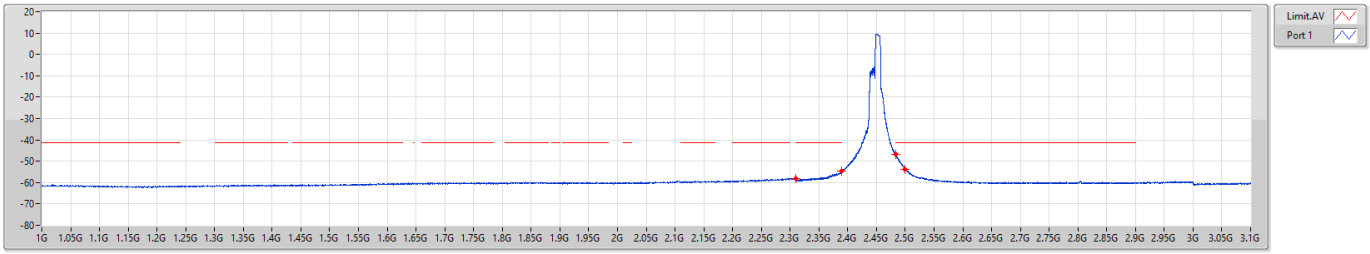

F-Start(Hz)	F-Stop(Hz)	RBW(Hz)	Type	Freq(Hz)	Psum(dBm)	P1(dBm)
1G	2.31G	1M	AV	2.31G	-58.09	-58.09
2.31G	2.39G	1M	AV	2.38924G	-54.70	-54.70
2.4835G	2.5G	1M	AV	2.48358G	-46.93	-46.93
2.5G	3.1G	1M	AV	2.5G	-53.71	-53.71

2.4-2.4835GHz_802.11ax HEW20_RU106_Index54_20MHz_Nss1,(MCS0)_1TX **CSE Bandedge [PK]**

2452MHz

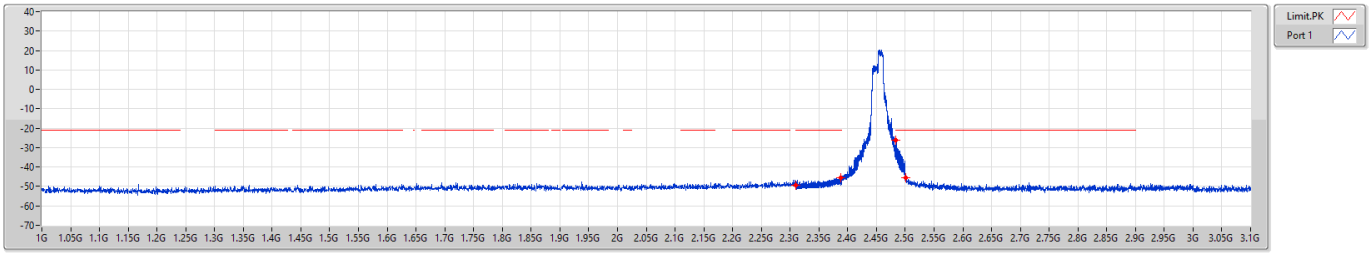

F-Start(Hz)	F-Stop(Hz)	RBW(Hz)	Type	Freq(Hz)	Psum(dBm)	P1(dBm)
1G	2.31G	1M	PK	2.31G	-49.29	-49.29
2.31G	2.39G	1M	PK	2.38756G	-45.66	-45.66
2.4835G	2.5G	1M	PK	2.48375G	-26.05	-26.05
2.5G	3.1G	1M	PK	2.5015G	-45.58	-45.58

2.4-2.4835GHz_802.11ax HEW20_RU106_Index54_20MHz_Nss1,(MCS0)_1TX **CSE Bandedge [AV]**

2452MHz

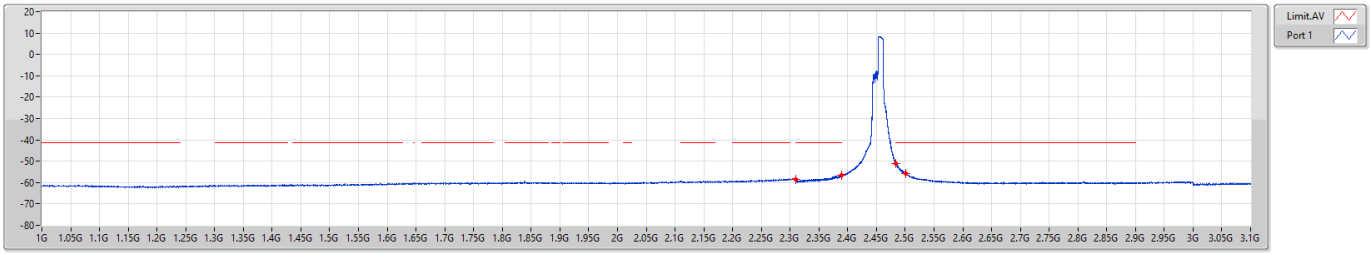

F-Start(Hz)	F-Stop(Hz)	RBW(Hz)	Type	Freq(Hz)	Psum(dBm)	P1(dBm)
1G	2.31G	1M	AV	2.31G	-58.59	-58.59
2.31G	2.39G	1M	AV	2.38888G	-56.71	-56.71
2.4835G	2.5G	1M	AV	2.48354G	-50.92	-50.92
2.5G	3.1G	1M	AV	2.5006G	-55.77	-55.77

2.4-2.4835GHz_802.11ax HEW20_RU106_Index54_20MHz_Nss1,(MCS0)_1TX **CSE Bandedge [PK]**

2457MHz

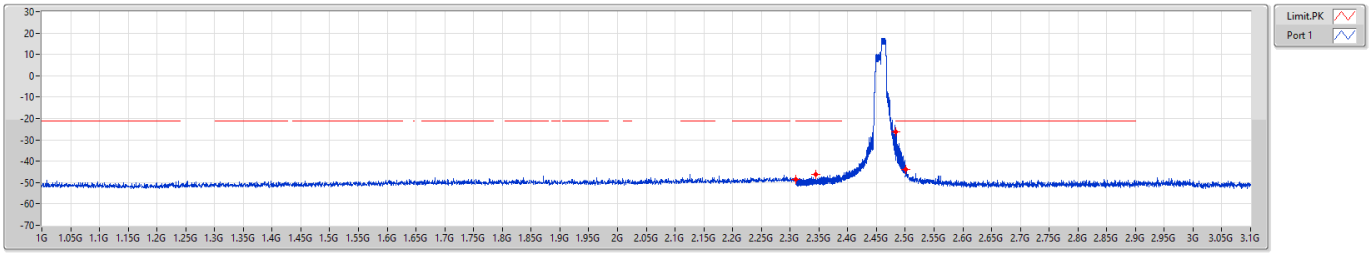

F-Start(Hz)	F-Stop(Hz)	RBW(Hz)	Type	Freq(Hz)	Psum(dBm)	P1(dBm)
1G	2.31G	1M	PK	2.31G	-48.49	-48.49
2.31G	2.39G	1M	PK	2.34468G	-46.05	-46.05
2.4835G	2.5G	1M	PK	2.48405G	-26.23	-26.23
2.5G	3.1G	1M	PK	2.5009G	-43.73	-43.73

2.4-2.4835GHz_802.11ax HEW20_RU106_Index54_20MHz_Nss1,(MCS0)_1TX **CSE Bandedge [AV]**

2457MHz

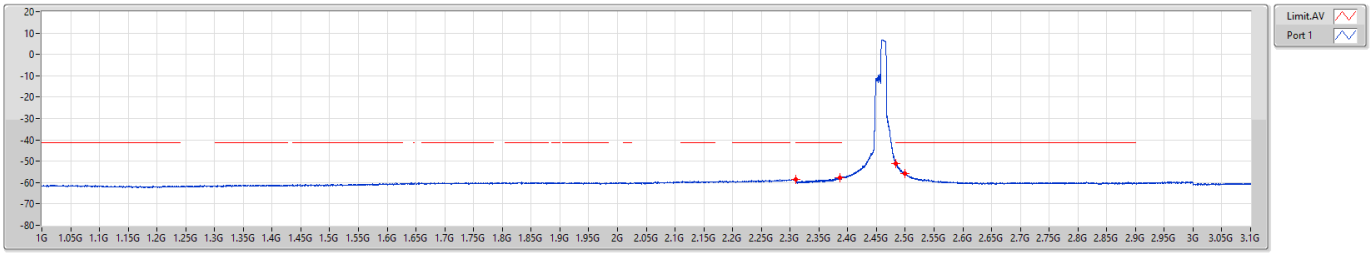

F-Start(Hz)	F-Stop(Hz)	RBW(Hz)	Type	Freq(Hz)	Psum(dBm)	P1(dBm)
1G	2.31G	1M	AV	2.31G	-58.67	-58.67
2.31G	2.39G	1M	AV	2.3858G	-57.54	-57.54
2.4835G	2.5G	1M	AV	2.48352G	-51.10	-51.10
2.5G	3.1G	1M	AV	2.5G	-55.82	-55.82

2.4-2.4835GHz_802.11ax HEW20_RU106_Index54_20MHz_Nss1,(MCS0)_1TX **CSE Bandedge [PK]**

2462MHz

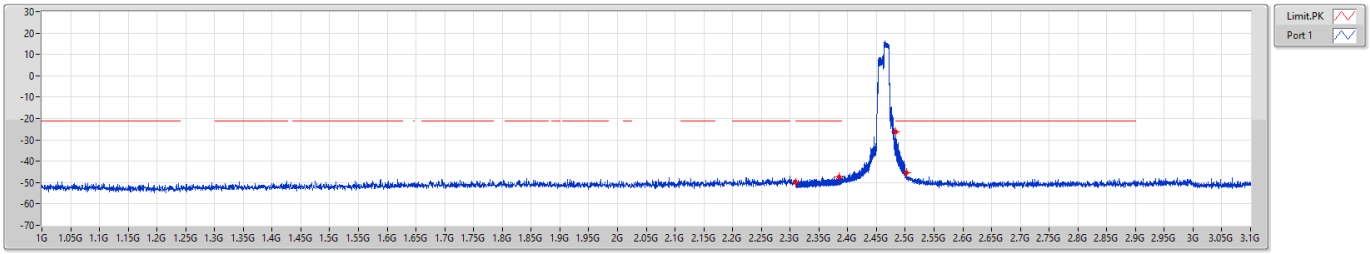

F-Start(Hz)	F-Stop(Hz)	RBW(Hz)	Type	Freq(Hz)	Psum(dBm)	P1(dBm)
1G	2.31G	1M	PK	2.31G	-50.12	-50.12
2.31G	2.39G	1M	PK	2.38544G	-47.47	-47.47
2.4835G	2.5G	1M	PK	2.48383G	-26.34	-26.34
2.5G	3.1G	1M	PK	2.5018G	-45.40	-45.40

2.4-2.4835GHz_802.11ax HEW20_RU106_Index54_20MHz_Nss1,(MCS0)_1TX **CSE Bandedge [AV]**

2462MHz

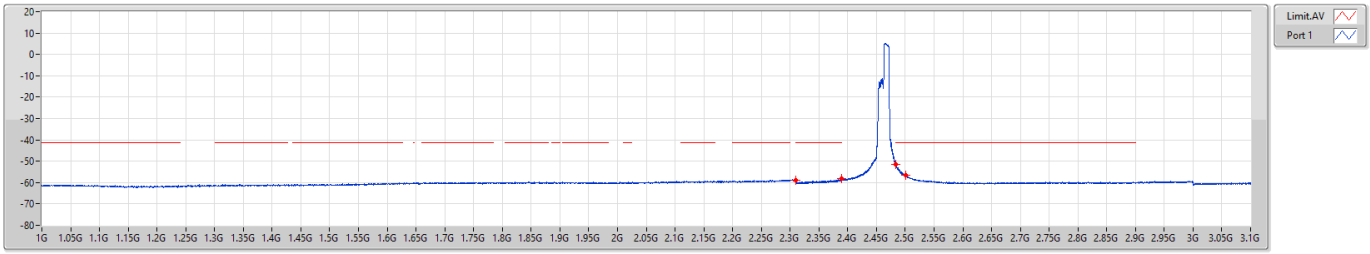

F-Start(Hz)	F-Stop(Hz)	RBW(Hz)	Type	Freq(Hz)	Psum(dBm)	P1(dBm)
1G	2.31G	1M	AV	2.31G	-58.89	-58.89
2.31G	2.39G	1M	AV	2.39G	-58.24	-58.24
2.4835G	2.5G	1M	AV	2.48403G	-51.51	-51.51
2.5G	3.1G	1M	AV	2.5003G	-56.63	-56.63

Summary

Mode	Result	F-Start (Hz)	F-Stop (Hz)	Type	Freq (Hz)	DG (dBi)	P1 (dBm)	Psum (dBm)	EIRP (dBm)	Limit (dBm)	Margin (dB)
2.4-2.4835GHz	-	-	-	-	-	-	-	-	-	-	-
802.11ax HEW20_RU26_Index3_20MHz_Nss1,(MCS0)_1TX	Pass	7G	8G	AV	7.304G	2.50	-46.12	-46.12	-43.62	-41.2	-2.42
802.11ax HEW20_RU52_Index38_20MHz_Nss1,(MCS0)_1TX	Pass	7G	8G	AV	7.301G	2.50	-49.56	-49.56	-47.06	-41.2	-5.86
802.11ax HEW20_RU106_Index53_20MHz_Nss1,(MCS0)_1TX	Pass	4G	5G	AV	4.864G	2.50	-52.56	-52.56	-50.06	-41.2	-8.86

DG = Directional Gain ; PX=Port X; Psum=P1+P2+...PX

Result

Mode	Result	F-Start (Hz)	F-Stop (Hz)	Type	Freq (Hz)	DG (dBi)	P1 (dBm)	Psum (dBm)	EIRP (dBm)	Limit (dBm)	Margin (dB)
802.11ax HEW20_RU26_Index3_20MHz_Nss1,(MCS0)_1TX	-	-	-	-	-	-	-	-	-	-	-
2412MHz	Pass	3.1G	4G	AV	3.61795G	2.50	-59.63	-59.63	-57.13	-41.20	-15.93
2412MHz	Pass	4G	5G	AV	4.8195G	2.50	-50.46	-50.46	-47.96	-41.20	-6.76
2412MHz	Pass	5G	7G	AV	5.4535G	2.50	-64.55	-64.55	-62.05	-41.20	-20.85
2412MHz	Pass	7G	8G	AV	7.4945G	2.50	-63.94	-63.94	-61.44	-41.20	-20.24
2412MHz	Pass	8G	25G	AV	22.12328G	2.50	-54.20	-54.20	-51.70	-41.20	-10.50
2412MHz	Pass	3.1G	4G	PK	3.74935G	2.50	-54.03	-54.03	-51.53	-21.20	-30.33
2412MHz	Pass	4G	5G	PK	4.8195G	2.50	-42.78	-42.78	-40.28	-21.20	-19.08
2412MHz	Pass	5G	7G	PK	5.434G	2.50	-54.05	-54.05	-51.55	-21.20	-30.35
2412MHz	Pass	7G	8G	PK	7.4815G	2.50	-53.64	-53.64	-51.14	-21.20	-29.94
2412MHz	Pass	8G	25G	PK	22.12434G	2.50	-45.87	-45.87	-43.37	-21.20	-22.17
2437MHz	Pass	3.1G	4G	AV	3.6553G	2.50	-59.92	-59.92	-57.42	-41.2	-16.22
2437MHz	Pass	4G	5G	AV	4.8695G	2.50	-47.74	-47.74	-45.24	-41.2	-4.04
2437MHz	Pass	5G	7G	AV	5.448G	2.50	-64.32	-64.32	-61.82	-41.2	-20.62
2437MHz	Pass	7G	8G	AV	7.304G	2.50	-46.12	-46.12	-43.62	-41.2	-2.42
2437MHz	Pass	8G	25G	AV	12.17297G	2.50	-50.78	-50.78	-48.28	-41.2	-7.08
2437MHz	Pass	3.1G	4G	PK	3.6553G	2.50	-53.91	-53.91	-51.41	-21.2	-30.21
2437MHz	Pass	4G	5G	PK	4.8695G	2.50	-39.85	-39.85	-37.35	-21.2	-16.15
2437MHz	Pass	5G	7G	PK	5.4035G	2.50	-53.25	-53.25	-50.75	-21.2	-29.55
2437MHz	Pass	7G	8G	PK	7.304G	2.50	-30.62	-30.62	-28.12	-21.2	-6.92
2437MHz	Pass	8G	25G	PK	12.17191G	2.50	-38.56	-38.56	-36.06	-21.2	-14.86
2462MHz	Pass	3.1G	4G	AV	3.6931G	2.50	-60.47	-60.47	-57.97	-41.20	-16.77
2462MHz	Pass	4G	5G	AV	4.9195G	2.50	-53.72	-53.72	-51.22	-41.20	-10.02
2462MHz	Pass	5G	7G	AV	5.405G	2.50	-64.73	-64.73	-62.23	-41.20	-21.03
2462MHz	Pass	7G	8G	AV	7.4955G	2.50	-63.93	-63.93	-61.43	-41.20	-20.23
2462MHz	Pass	8G	25G	AV	22.16844G	2.50	-54.30	-54.30	-51.80	-41.20	-10.60
2462MHz	Pass	3.1G	4G	PK	3.8299G	2.50	-54.57	-54.57	-52.07	-21.20	-30.87
2462MHz	Pass	4G	5G	PK	4.9205G	2.50	-43.80	-43.80	-41.30	-21.20	-20.10
2462MHz	Pass	5G	7G	PK	5.4015G	2.50	-54.47	-54.47	-51.97	-21.20	-30.77
2462MHz	Pass	7G	8G	PK	7.4985G	2.50	-53.25	-53.25	-50.75	-21.20	-29.55
2462MHz	Pass	8G	25G	PK	22.32409G	2.50	-46.05	-46.05	-43.55	-21.20	-22.35
802.11ax HEW20_RU52_Index38_20MHz_Nss1,(MCS0)_1TX	-	-	-	-	-	-	-	-	-	-	-
2412MHz	Pass	3.1G	4G	AV	3.61795G	2.50	-59.51	-59.51	-57.01	-41.20	-15.81
2412MHz	Pass	4G	5G	AV	4.8175G	2.50	-52.73	-52.73	-50.23	-41.20	-9.03
2412MHz	Pass	5G	7G	AV	5.391G	2.50	-64.54	-64.54	-62.04	-41.20	-20.84
2412MHz	Pass	7G	8G	AV	7.495G	2.50	-63.84	-63.84	-61.34	-41.20	-20.14
2412MHz	Pass	8G	25G	AV	22.09778G	2.50	-53.97	-53.97	-51.47	-41.20	-10.27
2412MHz	Pass	3.1G	4G	PK	3.61795G	2.50	-54.32	-54.32	-51.82	-21.20	-30.62
2412MHz	Pass	4G	5G	PK	4.8185G	2.50	-43.14	-43.14	-40.64	-21.20	-19.44
2412MHz	Pass	5G	7G	PK	5.3825G	2.50	-54.18	-54.18	-51.68	-21.20	-30.48

Mode	Result	F-Start (Hz)	F-Stop (Hz)	Type	Freq (Hz)	DG (dBi)	P1 (dBm)	Psum (dBm)	EIRP (dBm)	Limit (dBm)	Margin (dB)
2412MHz	Pass	7G	8G	PK	7.494G	2.50	-53.28	-53.28	-50.78	-21.20	-29.58
2412MHz	Pass	8G	25G	PK	22.24175G	2.50	-44.99	-44.99	-42.49	-21.20	-21.29
2437MHz	Pass	3.1G	4G	AV	3.65575G	2.50	-60.16	-60.16	-57.66	-41.2	-16.46
2437MHz	Pass	4G	5G	AV	4.8675G	2.50	-49.81	-49.81	-47.31	-41.2	-6.11
2437MHz	Pass	5G	7G	AV	5.374G	2.50	-64.7	-64.7	-62.20	-41.2	-21.00
2437MHz	Pass	7G	8G	AV	7.301G	2.50	-49.56	-49.56	-47.06	-41.2	-5.86
2437MHz	Pass	8G	25G	AV	22.10575G	2.50	-54	-54	-51.50	-41.2	-10.30
2437MHz	Pass	3.1G	4G	PK	3.65575G	2.50	-53.55	-53.55	-51.05	-21.2	-29.85
2437MHz	Pass	4G	5G	PK	4.867G	2.50	-40.97	-40.97	-38.47	-21.2	-17.27
2437MHz	Pass	5G	7G	PK	5.418G	2.50	-53.94	-53.94	-51.44	-21.2	-30.24
2437MHz	Pass	7G	8G	PK	7.3G	2.50	-35.33	-35.33	-32.83	-21.2	-11.63
2437MHz	Pass	8G	25G	PK	12.16606G	2.50	-41.15	-41.15	-38.65	-21.2	-17.45
2462MHz	Pass	3.1G	4G	AV	3.6931G	2.50	-60.45	-60.45	-57.95	-41.20	-16.75
2462MHz	Pass	4G	5G	AV	4.918G	2.50	-54.58	-54.58	-52.08	-41.20	-10.88
2462MHz	Pass	5G	7G	AV	5.4495G	2.50	-64.56	-64.56	-62.06	-41.20	-20.86
2462MHz	Pass	7G	8G	AV	7.4895G	2.50	-63.83	-63.83	-61.33	-41.20	-20.13
2462MHz	Pass	8G	25G	AV	22.11213G	2.50	-54.24	-54.24	-51.74	-41.20	-10.54
2462MHz	Pass	3.1G	4G	PK	3.6931G	2.50	-54.80	-54.80	-52.30	-21.20	-31.10
2462MHz	Pass	4G	5G	PK	4.9175G	2.50	-44.03	-44.03	-41.53	-21.20	-20.33
2462MHz	Pass	5G	7G	PK	5.38G	2.50	-54.73	-54.73	-52.23	-21.20	-31.03
2462MHz	Pass	7G	8G	PK	7.3725G	2.50	-51.00	-51.00	-48.50	-21.20	-27.30
2462MHz	Pass	8G	25G	PK	22.91219G	2.50	-45.07	-45.07	-42.57	-21.20	-21.37
802.11ax HEW20_RU106_Index53_20MHz_Nss1,(MCS0)_1TX	-	-	-	-	-	-	-	-	-	-	-
2412MHz	Pass	3.1G	4G	AV	3.61795G	2.50	-60.07	-60.07	-57.57	-41.2	-16.37
2412MHz	Pass	4G	5G	AV	4.8155G	2.50	-56.27	-56.27	-53.77	-41.2	-12.57
2412MHz	Pass	5G	7G	AV	5.43G	2.50	-64.74	-64.74	-62.24	-41.2	-21.04
2412MHz	Pass	7G	8G	AV	7.4675G	2.50	-63.76	-63.76	-61.26	-41.2	-20.06
2412MHz	Pass	8G	25G	AV	22.14559G	2.50	-54.3	-54.3	-51.80	-41.2	-10.60
2412MHz	Pass	3.1G	4G	PK	3.61795G	2.50	-54	-54	-51.50	-21.2	-30.30
2412MHz	Pass	4G	5G	PK	4.818G	2.50	-45.31	-45.31	-42.81	-21.2	-21.61
2412MHz	Pass	5G	7G	PK	5.434G	2.50	-53.13	-53.13	-50.63	-21.2	-29.43
2412MHz	Pass	7G	8G	PK	7.4915G	2.50	-53.16	-53.16	-50.66	-21.2	-29.46
2412MHz	Pass	8G	25G	PK	22.14453G	2.50	-42.89	-42.89	-40.39	-21.2	-19.19
2437MHz	Pass	3.1G	4G	AV	3.65575G	2.50	-60.52	-60.52	-58.02	-41.2	-16.82
2437MHz	Pass	4G	5G	AV	4.864G	2.50	-52.56	-52.56	-50.06	-41.2	-8.86
2437MHz	Pass	5G	7G	AV	5.3595G	2.50	-64.51	-64.51	-62.01	-41.2	-20.81
2437MHz	Pass	7G	8G	AV	7.295G	2.50	-53.46	-53.46	-50.96	-41.2	-9.76
2437MHz	Pass	8G	25G	AV	22.16844G	2.50	-54.42	-54.42	-51.92	-41.2	-10.72
2437MHz	Pass	3.1G	4G	PK	3.65575G	2.50	-53.43	-53.43	-50.93	-21.2	-29.73
2437MHz	Pass	4G	5G	PK	4.865G	2.50	-42.85	-42.85	-40.35	-21.2	-19.15
2437MHz	Pass	5G	7G	PK	5.433G	2.50	-53.32	-53.32	-50.82	-21.2	-29.62
2437MHz	Pass	7G	8G	PK	7.295G	2.50	-38.51	-38.51	-36.01	-21.2	-14.81

Mode	Result	F-Start (Hz)	F-Stop (Hz)	Type	Freq (Hz)	DG (dBi)	P1 (dBm)	Psum (dBm)	EIRP (dBm)	Limit (dBm)	Margin (dB)
2437MHz	Pass	8G	25G	PK	22.12275G	2.50	-45.08	-45.08	-42.58	-21.2	-21.38
2462MHz	Pass	3.1G	4G	AV	3.6931G	2.50	-59.72	-59.72	-57.22	-41.20	-16.02
2462MHz	Pass	4G	5G	AV	4.9135G	2.50	-55.51	-55.51	-53.01	-41.20	-11.81
2462MHz	Pass	5G	7G	AV	5.4235G	2.50	-64.61	-64.61	-62.11	-41.20	-20.91
2462MHz	Pass	7G	8G	AV	7.37G	2.50	-62.78	-62.78	-60.28	-41.20	-19.08
2462MHz	Pass	8G	25G	AV	22.14666G	2.50	-54.30	-54.30	-51.80	-41.20	-10.60
2462MHz	Pass	3.1G	4G	PK	3.97885G	2.50	-54.34	-54.34	-51.84	-21.20	-30.64
2462MHz	Pass	4G	5G	PK	4.9135G	2.50	-45.23	-45.23	-42.73	-21.20	-21.53
2462MHz	Pass	5G	7G	PK	5.4165G	2.50	-53.93	-53.93	-51.43	-21.20	-30.23
2462MHz	Pass	7G	8G	PK	7.366G	2.50	-46.69	-46.69	-44.19	-21.20	-22.99
2462MHz	Pass	8G	25G	PK	22.15941G	2.50	-45.57	-45.57	-43.07	-21.20	-21.87

DG = Directional Gain ; PX=Port X; Psum=P1+P2+...PX

2.4-2.4835GHz_802.11ax HEW20_RU26_Index3_20MHz_Nss1,(MCS0)_1TX **CSE [PK]**

2412MHz

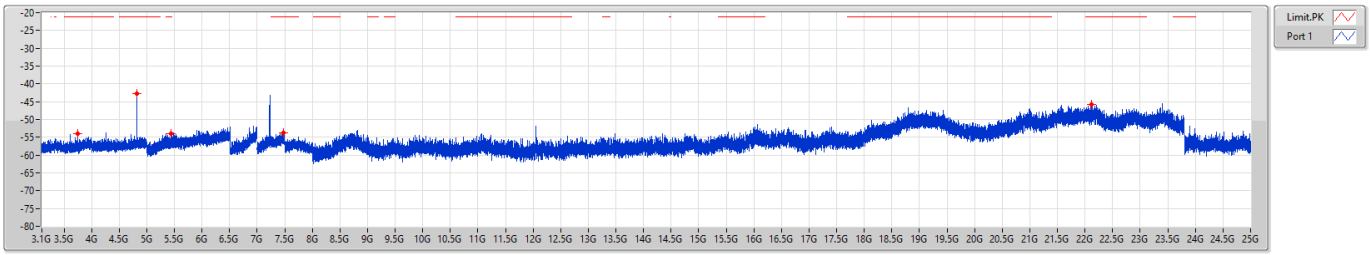

F-Start(Hz)	F-Stop(Hz)	RBW(Hz)	Type	Freq(Hz)	Psum(dBm)	P1(dBm)
3.1G	4G	1M	PK	3.74935G	-54.03	-54.03
4G	5G	1M	PK	4.8195G	-42.78	-42.78
5G	7G	1M	PK	5.434G	-54.05	-54.05
7G	8G	1M	PK	7.4815G	-53.64	-53.64
8G	25G	1M	PK	22.12434G	-45.87	-45.87

2.4-2.4835GHz_802.11ax HEW20_RU26_Index3_20MHz_Nss1,(MCS0)_1TX **CSE [AV]**

2412MHz

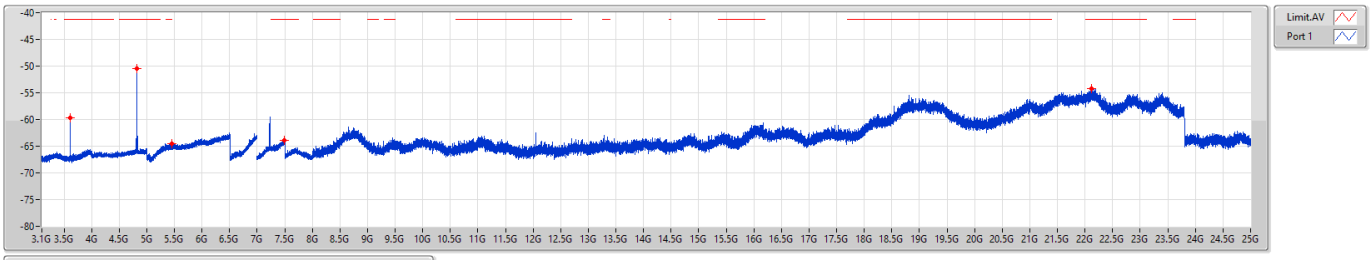

F-Start(Hz)	F-Stop(Hz)	RBW(Hz)	Type	Freq(Hz)	Psum(dBm)	P1(dBm)
3.1G	4G	1M	AV	3.61795G	-59.63	-59.63
4G	5G	1M	AV	4.8195G	-50.46	-50.46
5G	7G	1M	AV	5.4535G	-64.55	-64.55
7G	8G	1M	AV	7.4945G	-63.94	-63.94
8G	25G	1M	AV	22.12328G	-54.20	-54.20

2.4-2.4835GHz_802.11ax HEW20_RU26_Index3_20MHz_Nss1,(MCS0)_1TX **CSE [PK]**

2437MHz

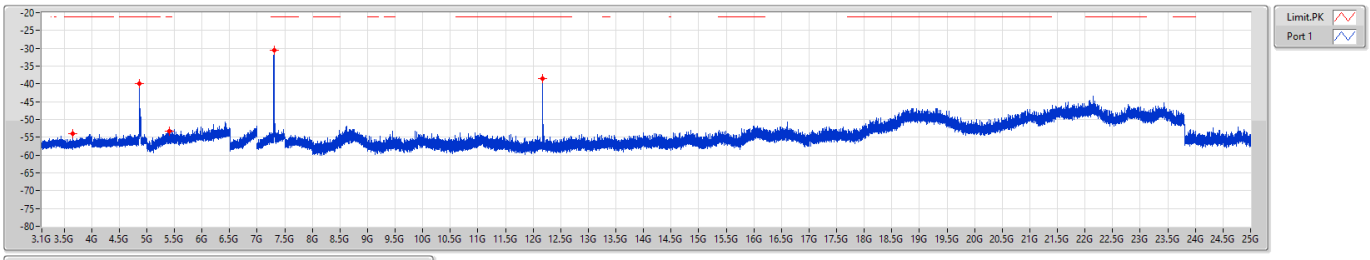

F-Start(Hz)	F-Stop(Hz)	RBW(Hz)	Type	Freq(Hz)	Psum(dBm)	P1(dBm)
3.1G	4G	1M	PK	3.6553G	-53.91	-53.91
4G	5G	1M	PK	4.8695G	-39.85	-39.85
5G	7G	1M	PK	5.4035G	-53.25	-53.25
7G	8G	1M	PK	7.304G	-30.62	-30.62
8G	25G	1M	PK	12.17191G	-38.56	-38.56

2.4-2.4835GHz_802.11ax HEW20_RU26_Index3_20MHz_Nss1,(MCS0)_1TX **CSE [AV]**

2437MHz

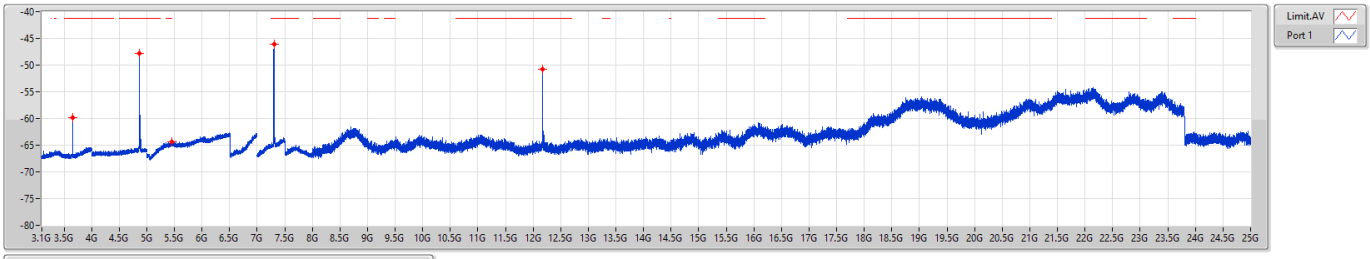

F-Start(Hz)	F-Stop(Hz)	RBW(Hz)	Type	Freq(Hz)	Psum(dBm)	P1(dBm)
3.1G	4G	1M	AV	3.6553G	-59.92	-59.92
4G	5G	1M	AV	4.8695G	-47.74	-47.74
5G	7G	1M	AV	5.448G	-64.32	-64.32
7G	8G	1M	AV	7.304G	-46.12	-46.12
8G	25G	1M	AV	12.17297G	-50.78	-50.78

2.4-2.4835GHz_802.11ax HEW20_RU26_Index3_20MHz_Nss1,(MCS0)_1TX **CSE [PK]**

2462MHz

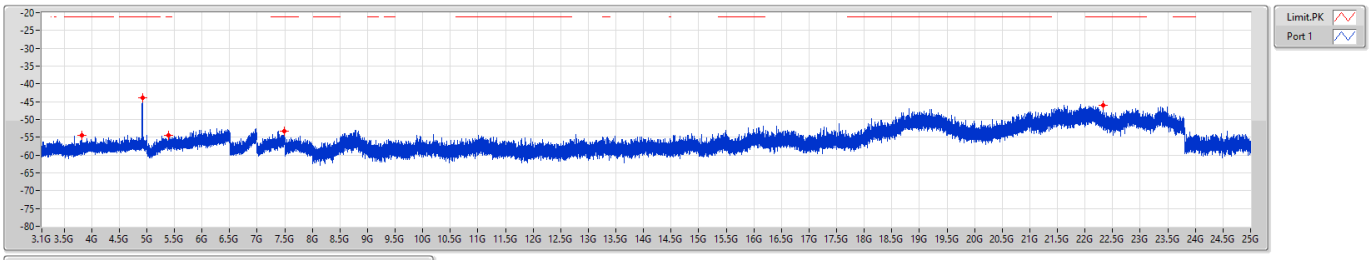

F-Start(Hz)	F-Stop(Hz)	RBW(Hz)	Type	Freq(Hz)	Psum(dBm)	P1(dBm)
3.1G	4G	1M	PK	3.8299G	-54.57	-54.57
4G	5G	1M	PK	4.9205G	-43.80	-43.80
5G	7G	1M	PK	5.4015G	-54.47	-54.47
7G	8G	1M	PK	7.4985G	-53.25	-53.25
8G	25G	1M	PK	22.32409G	-46.05	-46.05

2.4-2.4835GHz_802.11ax HEW20_RU26_Index3_20MHz_Nss1,(MCS0)_1TX **CSE [AV]**

2462MHz

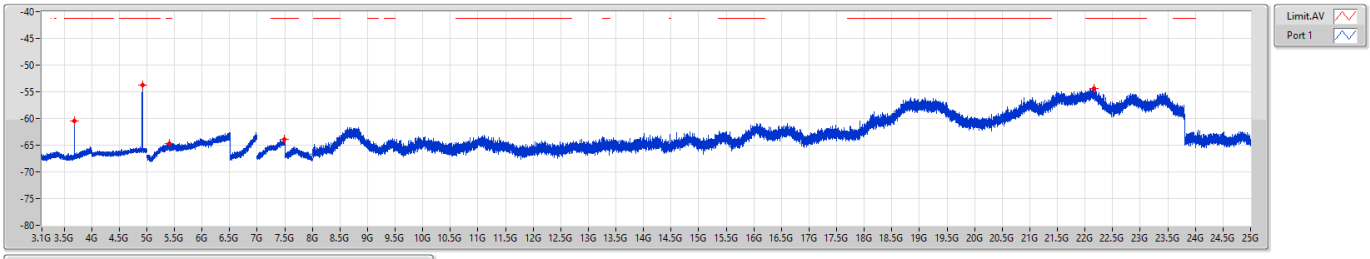

F-Start(Hz)	F-Stop(Hz)	RBW(Hz)	Type	Freq(Hz)	Psum(dBm)	P1(dBm)
3.1G	4G	1M	AV	3.6931G	-60.47	-60.47
4G	5G	1M	AV	4.9195G	-53.72	-53.72
5G	7G	1M	AV	5.405G	-64.73	-64.73
7G	8G	1M	AV	7.4955G	-63.93	-63.93
8G	25G	1M	AV	22.16844G	-54.30	-54.30

2.4-2.4835GHz_802.11ax HEW20_RU52_Index38_20MHz_Nss1,(MCS0)_1TX **CSE [PK]**

2412MHz

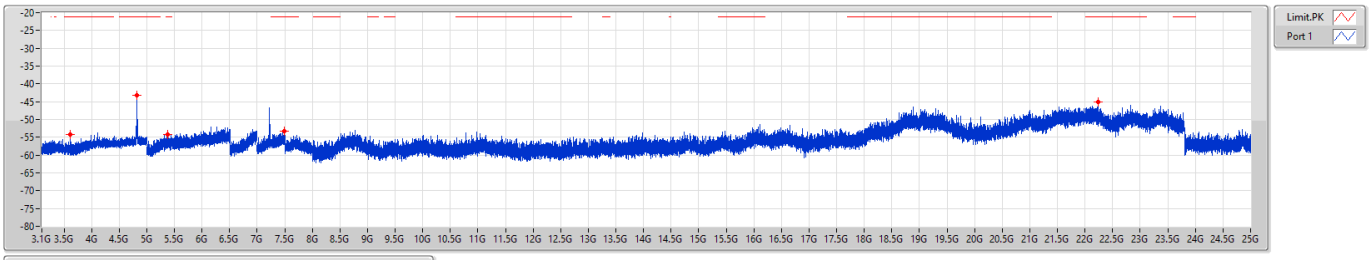

F-Start(Hz)	F-Stop(Hz)	RBW(Hz)	Type	Freq(Hz)	Psum(dBm)	P1(dBm)
3.1G	4G	1M	PK	3.61795G	-54.32	-54.32
4G	5G	1M	PK	4.8185G	-43.14	-43.14
5G	7G	1M	PK	5.3825G	-54.18	-54.18
7G	8G	1M	PK	7.494G	-53.28	-53.28
8G	25G	1M	PK	22.24175G	-44.99	-44.99

2.4-2.4835GHz_802.11ax HEW20_RU52_Index38_20MHz_Nss1,(MCS0)_1TX **CSE [AV]**

2412MHz

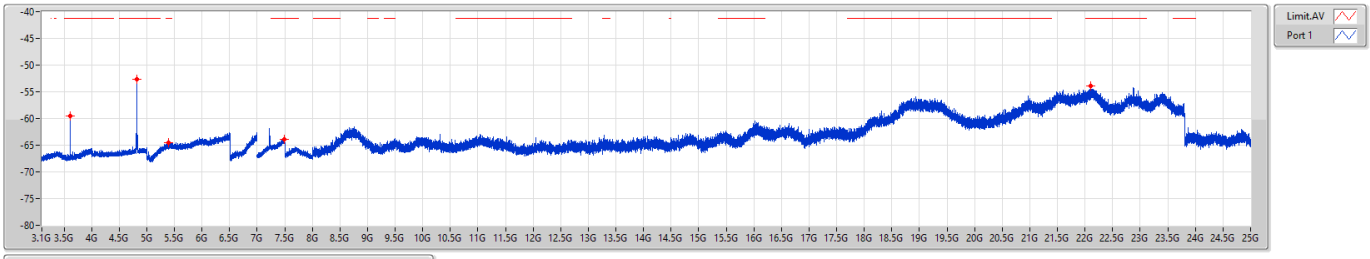

F-Start(Hz)	F-Stop(Hz)	RBW(Hz)	Type	Freq(Hz)	Psum(dBm)	P1(dBm)
3.1G	4G	1M	AV	3.61795G	-59.51	-59.51
4G	5G	1M	AV	4.8175G	-52.73	-52.73
5G	7G	1M	AV	5.391G	-64.54	-64.54
7G	8G	1M	AV	7.495G	-63.84	-63.84
8G	25G	1M	AV	22.09778G	-53.97	-53.97

2.4-2.4835GHz_802.11ax HEW20_RU52_Index38_20MHz_Nss1,(MCS0)_1TX **CSE [PK]**

2437MHz

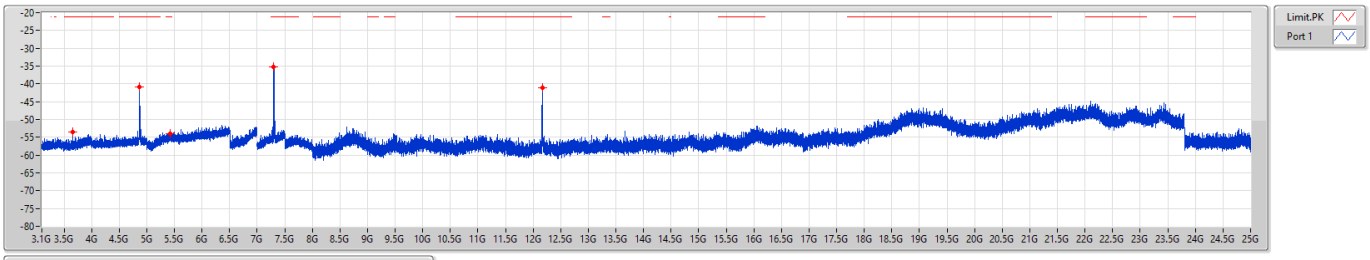

F-Start(Hz)	F-Stop(Hz)	RBW(Hz)	Type	Freq(Hz)	Psum(dBm)	P1(dBm)
3.1G	4G	1M	PK	3.65575G	-53.55	-53.55
4G	5G	1M	PK	4.867G	-40.97	-40.97
5G	7G	1M	PK	5.418G	-53.94	-53.94
7G	8G	1M	PK	7.3G	-35.33	-35.33
8G	25G	1M	PK	12.16606G	-41.15	-41.15

2.4-2.4835GHz_802.11ax HEW20_RU52_Index38_20MHz_Nss1,(MCS0)_1TX **CSE [AV]**

2437MHz

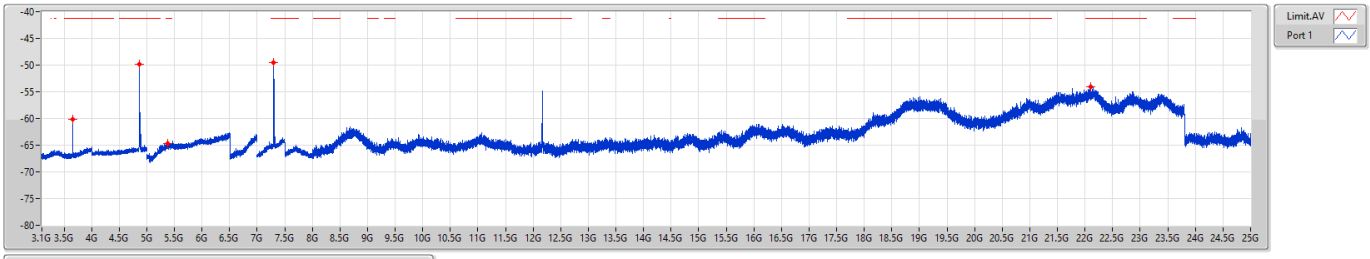

F-Start(Hz)	F-Stop(Hz)	RBW(Hz)	Type	Freq(Hz)	Psum(dBm)	P1(dBm)
3.1G	4G	1M	AV	3.65575G	-60.16	-60.16
4G	5G	1M	AV	4.8675G	-49.81	-49.81
5G	7G	1M	AV	5.374G	-64.70	-64.70
7G	8G	1M	AV	7.301G	-49.56	-49.56
8G	25G	1M	AV	22.10575G	-54.00	-54.00

2.4-2.4835GHz_802.11ax HEW20_RU52_Index38_20MHz_Nss1,(MCS0)_1TX **CSE [PK]**

2462MHz

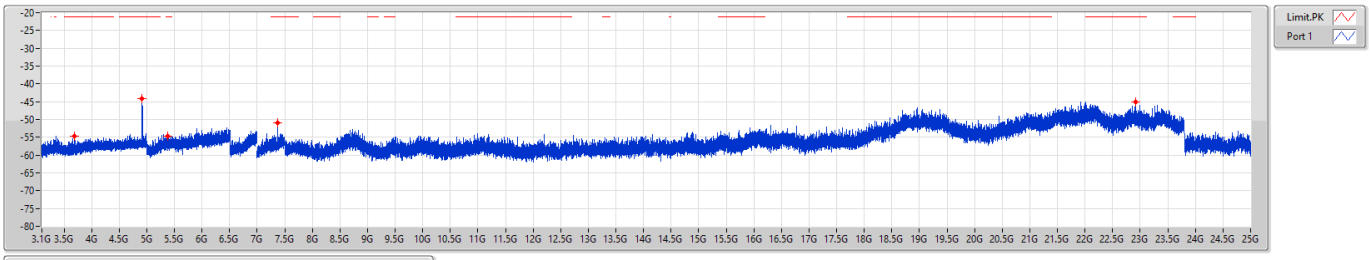

F-Start(Hz)	F-Stop(Hz)	RBW(Hz)	Type	Freq(Hz)	Psum(dBm)	P1(dBm)
3.1G	4G	1M	PK	3.6931G	-54.80	-54.80
4G	5G	1M	PK	4.9175G	-44.03	-44.03
5G	7G	1M	PK	5.38G	-54.73	-54.73
7G	8G	1M	PK	7.3725G	-51.00	-51.00
8G	25G	1M	PK	22.91219G	-45.07	-45.07

2.4-2.4835GHz_802.11ax HEW20_RU52_Index38_20MHz_Nss1,(MCS0)_1TX **CSE [AV]**

2462MHz

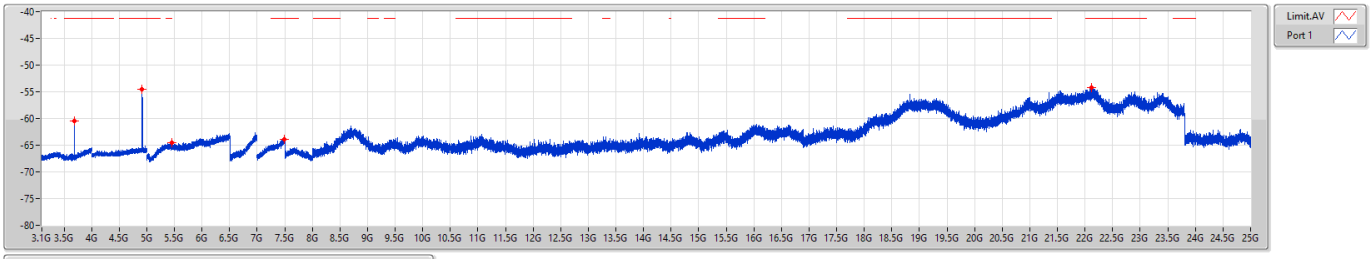

F-Start(Hz)	F-Stop(Hz)	RBW(Hz)	Type	Freq(Hz)	Psum(dBm)	P1(dBm)
3.1G	4G	1M	AV	3.6931G	-60.45	-60.45
4G	5G	1M	AV	4.918G	-54.58	-54.58
5G	7G	1M	AV	5.4495G	-64.56	-64.56
7G	8G	1M	AV	7.4895G	-63.83	-63.83
8G	25G	1M	AV	22.11213G	-54.24	-54.24

2.4-2.4835GHz_802.11ax HEW20_RU106_Index53_20MHz_Nss1,(MCS0)_1TX **CSE [PK]**

2412MHz

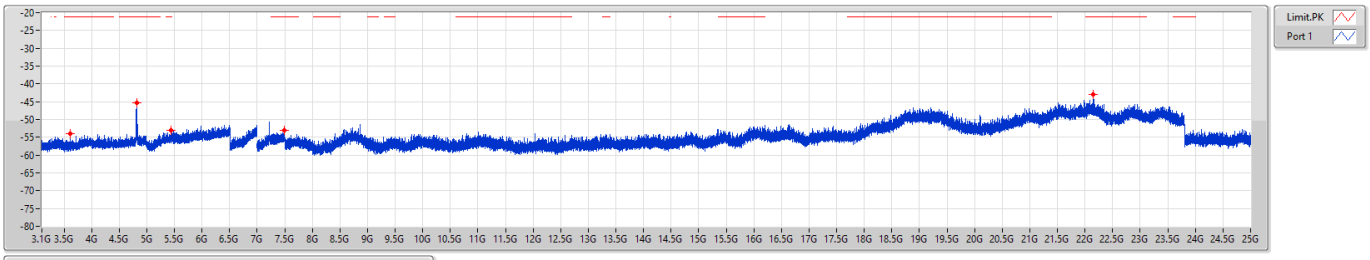

F-Start(Hz)	F-Stop(Hz)	RBW(Hz)	Type	Freq(Hz)	Psum(dBm)	P1(dBm)
3.1G	4G	1M	PK	3.61795G	-54.00	-54.00
4G	5G	1M	PK	4.818G	-45.31	-45.31
5G	7G	1M	PK	5.434G	-53.13	-53.13
7G	8G	1M	PK	7.4915G	-53.16	-53.16
8G	25G	1M	PK	22.14453G	-42.89	-42.89

2.4-2.4835GHz_802.11ax HEW20_RU106_Index53_20MHz_Nss1,(MCS0)_1TX **CSE [AV]**

2412MHz

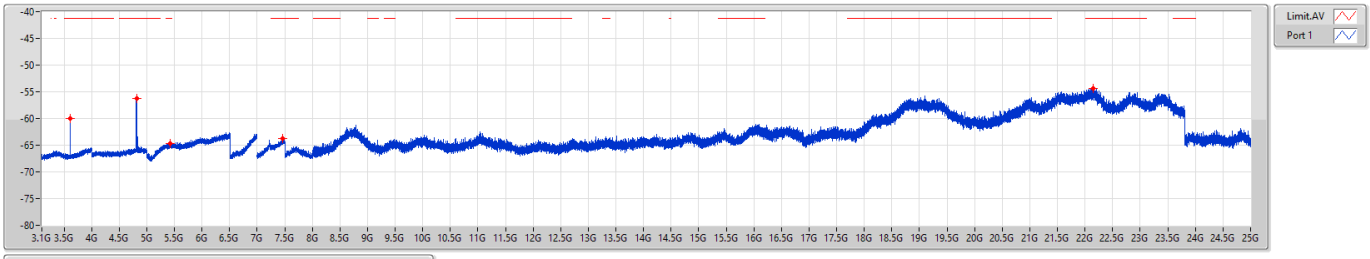

F-Start(Hz)	F-Stop(Hz)	RBW(Hz)	Type	Freq(Hz)	Psum(dBm)	P1(dBm)
3.1G	4G	1M	AV	3.61795G	-60.07	-60.07
4G	5G	1M	AV	4.8155G	-56.27	-56.27
5G	7G	1M	AV	5.43G	-64.74	-64.74
7G	8G	1M	AV	7.4675G	-63.76	-63.76
8G	25G	1M	AV	22.14559G	-54.30	-54.30

2.4-2.4835GHz_802.11ax HEW20_RU106_Index53_20MHz_Nss1,(MCS0)_1TX **CSE [PK]**

2437MHz

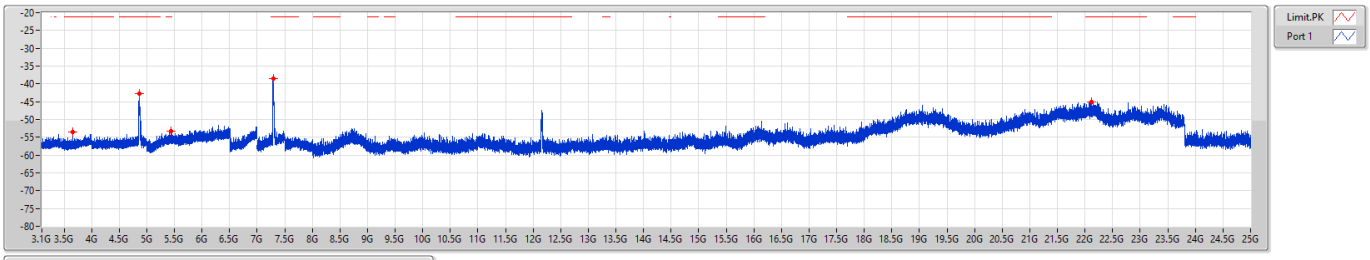

F-Start(Hz)	F-Stop(Hz)	RBW(Hz)	Type	Freq(Hz)	Psum(dBm)	P1(dBm)
3.1G	4G	1M	PK	3.65575G	-53.43	-53.43
4G	5G	1M	PK	4.865G	-42.85	-42.85
5G	7G	1M	PK	5.433G	-53.32	-53.32
7G	8G	1M	PK	7.295G	-38.51	-38.51
8G	25G	1M	PK	22.12275G	-45.08	-45.08

2.4-2.4835GHz_802.11ax HEW20_RU106_Index53_20MHz_Nss1,(MCS0)_1TX **CSE [AV]**

2437MHz

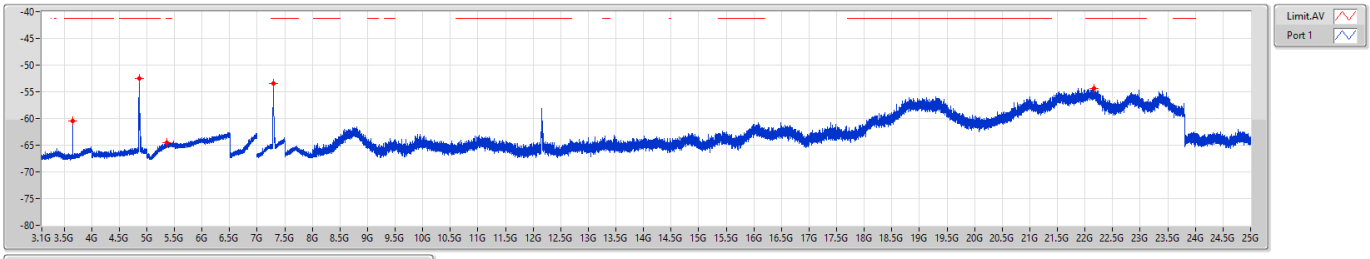

F-Start(Hz)	F-Stop(Hz)	RBW(Hz)	Type	Freq(Hz)	Psum(dBm)	P1(dBm)
3.1G	4G	1M	AV	3.65575G	-60.52	-60.52
4G	5G	1M	AV	4.864G	-52.56	-52.56
5G	7G	1M	AV	5.3595G	-64.51	-64.51
7G	8G	1M	AV	7.295G	-53.46	-53.46
8G	25G	1M	AV	22.16844G	-54.42	-54.42

2.4-2.4835GHz_802.11ax HEW20_RU106_Index53_20MHz_Nss1,(MCS0)_1TX **CSE [PK]**

2462MHz

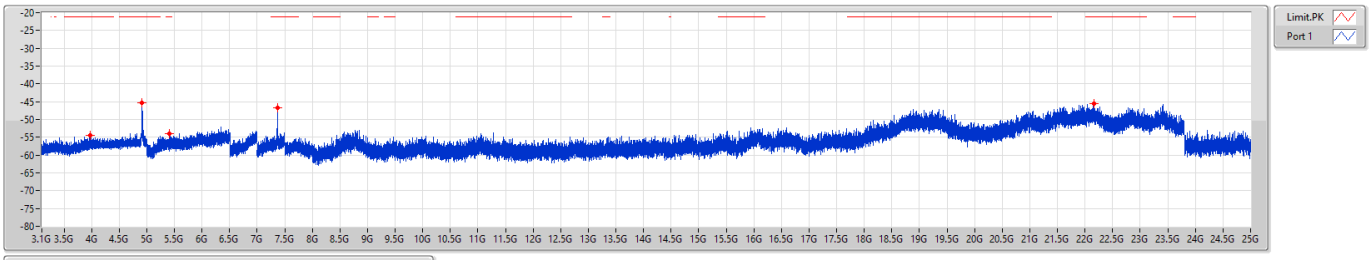

F-Start(Hz)	F-Stop(Hz)	RBW(Hz)	Type	Freq(Hz)	Psum(dBm)	P1(dBm)
3.1G	4G	1M	PK	3.97885G	-54.34	-54.34
4G	5G	1M	PK	4.9135G	-45.23	-45.23
5G	7G	1M	PK	5.4165G	-53.93	-53.93
7G	8G	1M	PK	7.366G	-46.69	-46.69
8G	25G	1M	PK	22.15941G	-45.57	-45.57

2.4-2.4835GHz_802.11ax HEW20_RU106_Index53_20MHz_Nss1,(MCS0)_1TX **CSE [AV]**

2462MHz

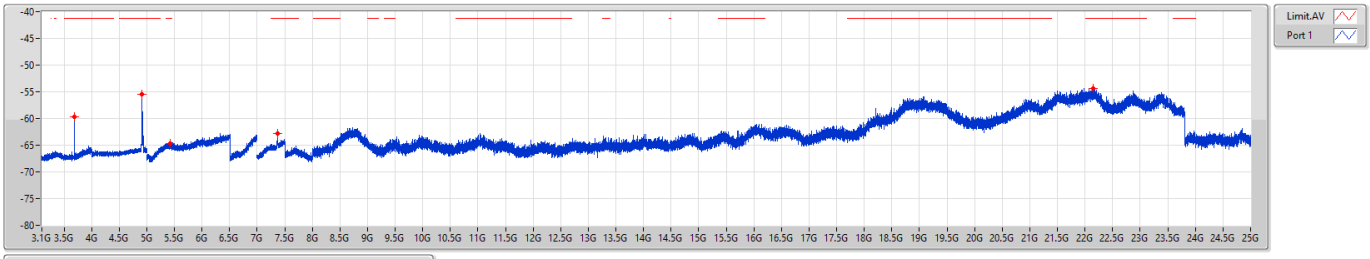

F-Start(Hz)	F-Stop(Hz)	RBW(Hz)	Type	Freq(Hz)	Psum(dBm)	P1(dBm)
3.1G	4G	1M	AV	3.6931G	-59.72	-59.72
4G	5G	1M	AV	4.9135G	-55.51	-55.51
5G	7G	1M	AV	5.4235G	-64.61	-64.61
7G	8G	1M	AV	7.37G	-62.78	-62.78
8G	25G	1M	AV	22.14666G	-54.30	-54.30

Unwanted Emissions (Below 1GHz)

Modulation	ax HE20-OFDMA RU26	**Test Freq. (MHz)**	2437
Polarization	Horizontal		

Test By :Akun Chung- Temperature(℃):24 Humidity(%):64

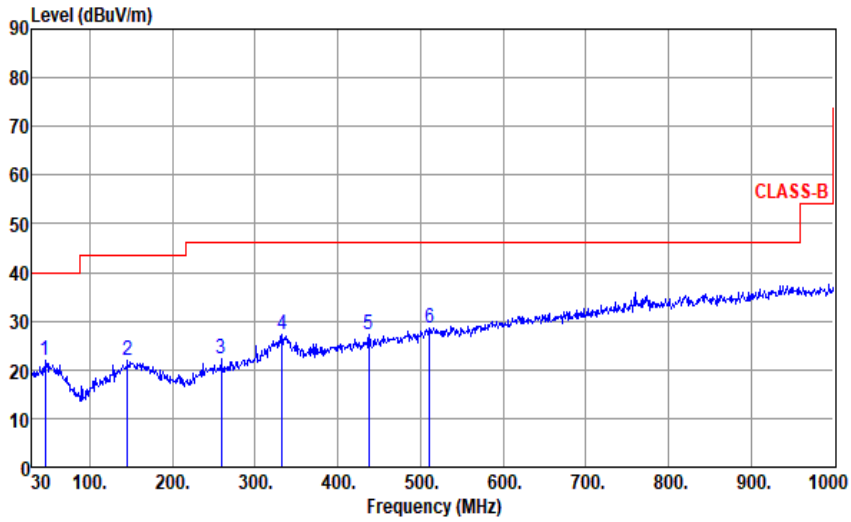

	Freq. MHz	Emission level dBuV/m	Limit dBuV/m	Margin dB	SA reading dBuV	Factor dB/m	Remark	ANT High cm	Turn Table deg
1	45.52	21.85	40.00	-18.15	30.41	-8.56	Peak	---	---
2	145.43	22.00	43.50	-21.50	30.56	-8.56	Peak	---	---
3	258.92	22.21	46.00	-23.79	31.47	-9.26	Peak	---	---
4	332.64	27.13	46.00	-18.87	33.70	-6.57	Peak	---	---
5	437.40	27.16	46.00	-18.84	30.64	-3.48	Peak	---	---
6	511.12	28.63	46.00	-17.37	30.38	-1.75	Peak	---	---

Note 1: Emission Level (dBuV/m) = SA Reading (dBuV) + Factor* (dB/m)
*Factor includes antenna factor , cable loss and amplifier gain
Note 2: Margin (dB) = Emission level (dBuV/m) – Limit (dBuV/m).
Note 3: All spurious emissions below 30MHz are more than 20 dB below the limit.

Modulation	ax HE20-OFDMA RU26	**Test Freq. (MHz)**	2437
Polarization	Vertical		

Test By :Akun Chung- Temperature(℃):24 Humidity(%):64

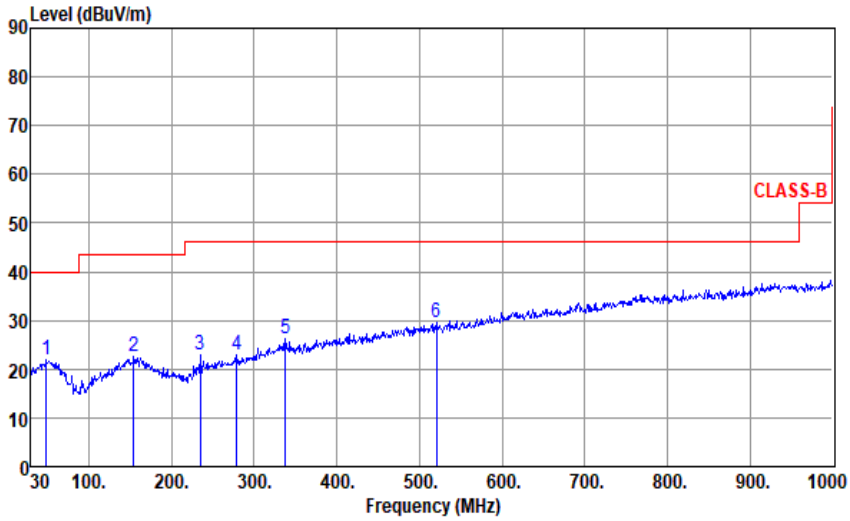

	Freq. MHz	Emission level dBuV/m	Limit dBuV/m	Margin dB	SA reading dBuV	Factor dB/m	Remark	ANT High cm	Turn Table deg
1	48.43	21.81	40.00	-18.19	30.29	-8.48	Peak	---	---
2	154.16	22.62	43.50	-20.88	30.97	-8.35	Peak	---	---
3	234.67	23.06	46.00	-22.94	33.35	-10.29	Peak	---	---
4	279.29	22.90	46.00	-23.10	31.21	-8.31	Peak	---	---
5	337.49	26.11	46.00	-19.89	32.59	-6.48	Peak	---	---
6	520.82	29.57	46.00	-16.43	31.20	-1.63	Peak	---	---

Note 1: Emission Level (dBuV/m) = SA Reading (dBuV) + Factor* (dB/m)
*Factor includes antenna factor , cable loss and amplifier gain
Note 2: Margin (dB) = Emission level (dBuV/m) – Limit (dBuV/m).
Note 3: All spurious emissions below 30MHz are more than 20 dB below the limit.

Unwanted Emissions (Above 1GHz)

Modulation	ax HE20-OFDMA RU26	**Test Freq. (MHz)**	2412
Polarization	Horizontal		

Test By :Akun Chung- Temperature(℃):25 Humidity(%):63

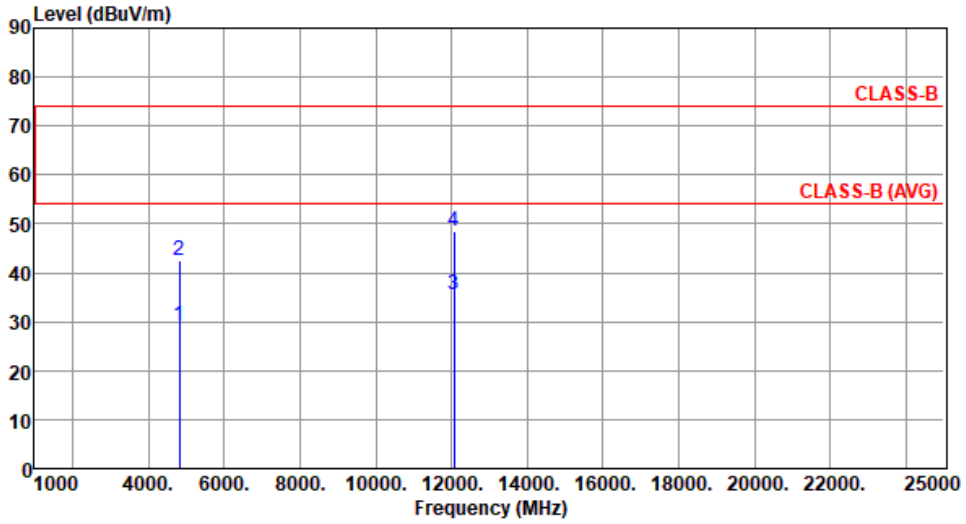

	Freq. MHz	Emission level dBuV/m	Limit dBuV/m	Margin dB	SA reading dBuV	Factor dB/m	Remark	ANT High cm	Turn Table deg
1	4824.00	29.23	54.00	-24.77	28.94	0.29	Average	105	110
2	4824.00	42.57	74.00	-31.43	42.28	0.29	Peak	105	110
3	12060.00	35.54	54.00	-18.46	27.28	8.26	Average	100	65
4	12060.00	48.38	74.00	-25.62	40.12	8.26	Peak	100	65

Note 1: Emission Level (dBuV/m) = SA Reading (dBuV) + Factor* (dB/m)
*Factor includes antenna factor , cable loss and amplifier gain
Note 2: Margin (dB) = Emission level (dBuV/m) – Limit (dBuV/m).

Modulation	ax HE20-OFDMA RU26	**Test Freq. (MHz)**	2412
Polarization	Vertical		

Test By :Akun Chung- Temperature(℃):25 Humidity(%):63

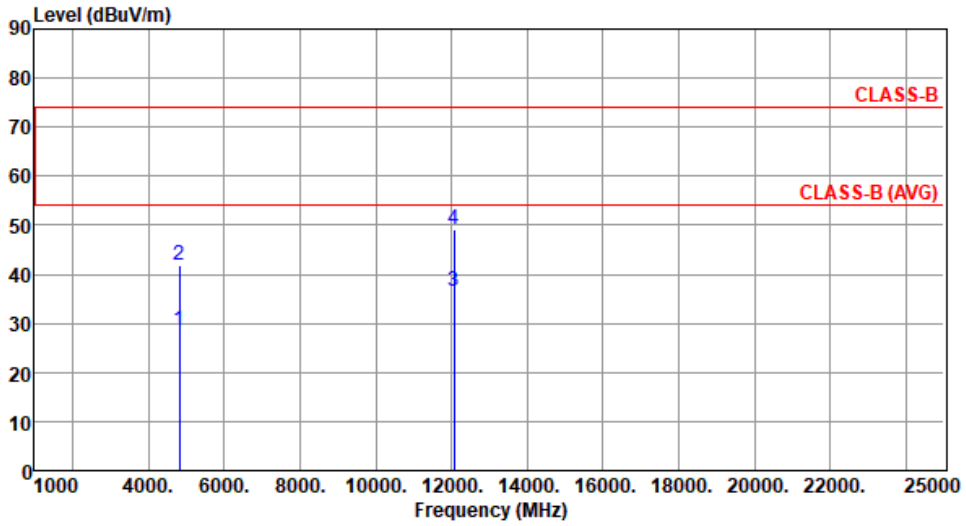

	Freq. MHz	Emission level dBuV/m	Limit dBuV/m	Margin dB	SA reading dBuV	Factor dB/m	Remark	ANT High cm	Turn Table deg
1	4824.00	28.51	54.00	-25.49	28.22	0.29	Average	100	321
2	4824.00	41.94	74.00	-32.06	41.65	0.29	Peak	100	321
3	12060.00	36.60	54.00	-17.40	28.34	8.26	Average	106	281
4	12060.00	49.25	74.00	-24.75	40.99	8.26	Peak	106	281

Note 1: Emission Level (dBuV/m) = SA Reading (dBuV) + Factor* (dB/m)
*Factor includes antenna factor , cable loss and amplifier gain
Note 2: Margin (dB) = Emission level (dBuV/m) – Limit (dBuV/m).

Modulation	ax HE20-OFDMA RU26	**Test Freq. (MHz)**	2437
Polarization	Horizontal		

Test By :Akun Chung- Temperature(℃):25 Humidity(%):63

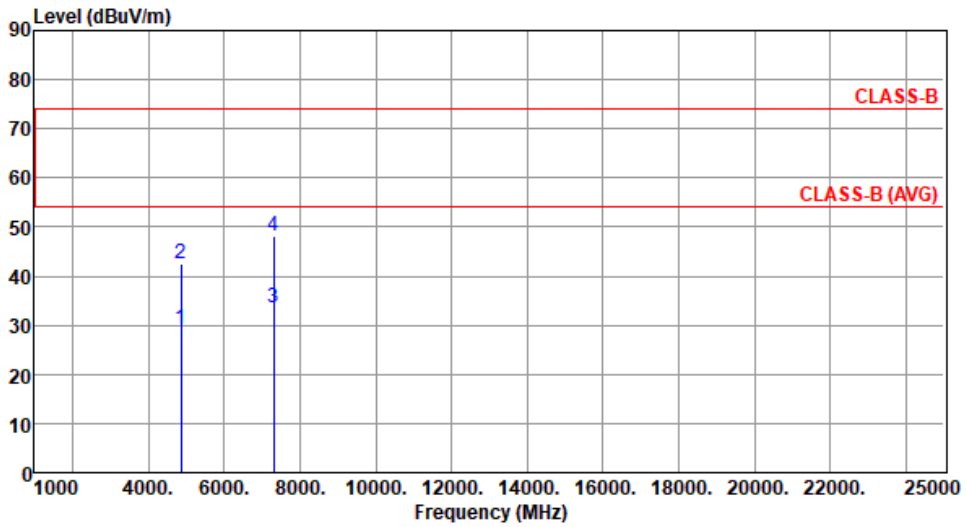

	Freq. MHz	Emission level dBuV/m	Limit dBuV/m	Margin dB	SA reading dBuV	Factor dB/m	Remark	ANT High cm	Turn Table deg
1	4874.00	29.09	54.00	-24.91	29.00	0.09	Average	102	107
2	4874.00	42.63	74.00	-31.37	42.54	0.09	Peak	102	107
3	7311.00	33.52	54.00	-20.48	27.32	6.20	Average	101	79
4	7311.00	48.21	74.00	-25.79	42.01	6.20	Peak	101	79

Note 1: Emission Level (dBuV/m) = SA Reading (dBuV) + Factor* (dB/m)
*Factor includes antenna factor , cable loss and amplifier gain
Note 2: Margin (dB) = Emission level (dBuV/m) – Limit (dBuV/m).

Modulation	ax HE20-OFDMA RU26	**Test Freq. (MHz)**	2437
Polarization	Vertical		

Test By :Akun Chung- Temperature(℃):25 Humidity(%):63

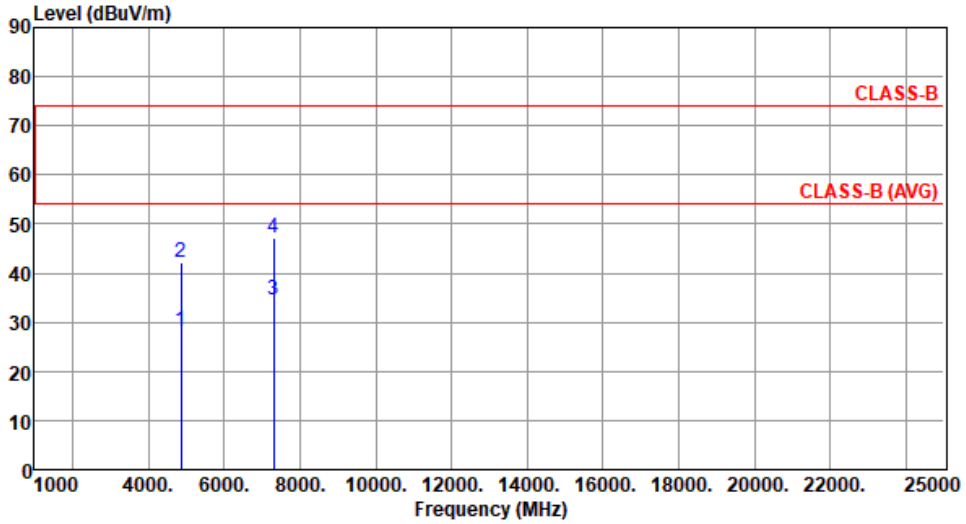

	Freq. MHz	Emission level dBuV/m	Limit dBuV/m	Margin dB	SA reading dBuV	Factor dB/m	Remark	ANT High cm	Turn Table deg
1	4874.00	28.24	54.00	-25.76	28.15	0.09	Average	100	333
2	4874.00	42.08	74.00	-31.92	41.99	0.09	Peak	100	333
3	7311.00	34.46	54.00	-19.54	28.26	6.20	Average	103	274
4	7311.00	47.09	74.00	-26.91	40.89	6.20	Peak	103	274

Note 1: Emission Level (dBuV/m) = SA Reading (dBuV) + Factor* (dB/m)
*Factor includes antenna factor , cable loss and amplifier gain
Note 2: Margin (dB) = Emission level (dBuV/m) – Limit (dBuV/m).

Modulation	ax HE20-OFDMA RU26	**Test Freq. (MHz)**	2462
Polarization	Horizontal		

Test By :Akun Chung- Temperature(℃):25 Humidity(%):63

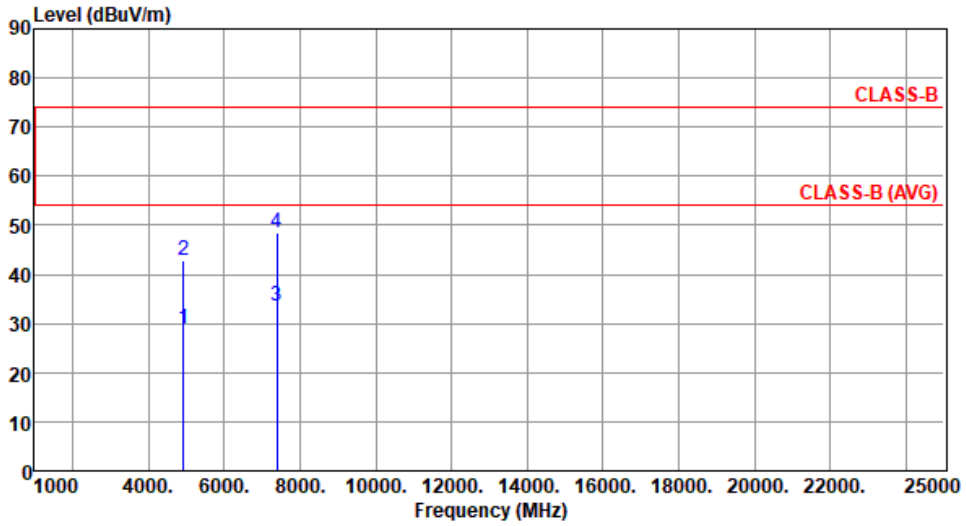

	Freq. MHz	Emission level dBuV/m	Limit dBuV/m	Margin dB	SA reading dBuV	Factor dB/m	Remark	ANT High cm	Turn Table deg
1	4924.00	28.93	54.00	-25.07	28.78	0.15	Average	104	96
2	4924.00	42.75	74.00	-31.25	42.60	0.15	Peak	104	96
3	7386.00	33.55	54.00	-20.45	27.44	6.11	Average	100	83
4	7386.00	48.33	74.00	-25.67	42.22	6.11	Peak	100	83

Note 1: Emission Level (dBuV/m) = SA Reading (dBuV) + Factor* (dB/m)
*Factor includes antenna factor , cable loss and amplifier gain
Note 2: Margin (dB) = Emission level (dBuV/m) – Limit (dBuV/m).

Modulation	ax HE20-OFDMA RU26	**Test Freq. (MHz)**	2462
Polarization	Vertical		

Test By :Akun Chung- Temperature(℃):25 Humidity(%):63

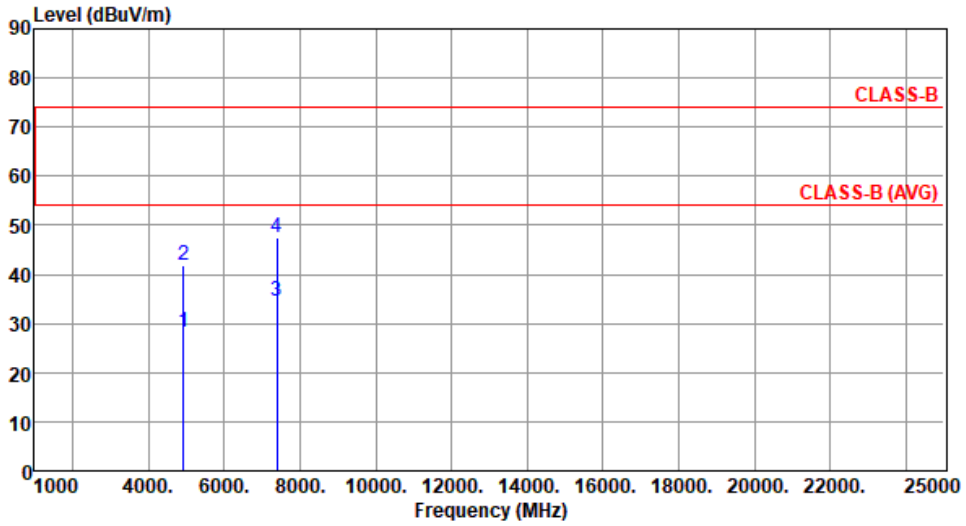

	Freq. MHz	Emission level dBuV/m	Limit dBuV/m	Margin dB	SA reading dBuV	Factor dB/m	Remark	ANT High cm	Turn Table deg
1	4924.00	28.38	54.00	-25.62	28.23	0.15	Average	100	328
2	4924.00	41.84	74.00	-32.16	41.69	0.15	Peak	100	328
3	7386.00	34.42	54.00	-19.58	28.31	6.11	Average	104	289
4	7386.00	47.35	74.00	-26.65	41.24	6.11	Peak	104	289

Note 1: Emission Level (dBuV/m) = SA Reading (dBuV) + Factor* (dB/m)
*Factor includes antenna factor , cable loss and amplifier gain
Note 2: Margin (dB) = Emission level (dBuV/m) – Limit (dBuV/m).

Modulation	ax HE20-OFDMA RU52	**Test Freq. (MHz)**	2412
Polarization	Horizontal		

Test By :Akun Chung- Temperature(℃):25 Humidity(%):63

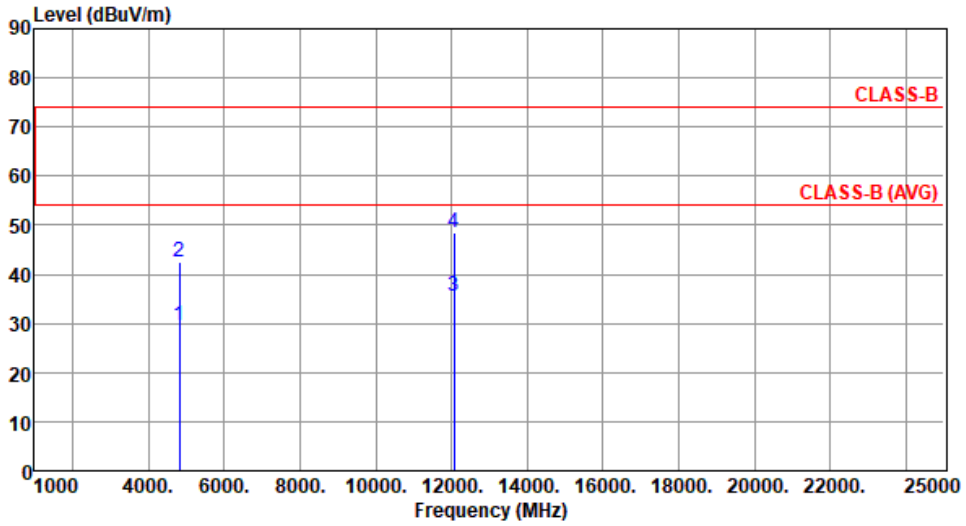

	Freq. MHz	Emission level dBuV/m	Limit dBuV/m	Margin dB	SA reading dBuV	Factor dB/m	Remark	ANT High cm	Turn Table deg
1	4824.00	29.39	54.00	-24.61	29.10	0.29	Average	110	123
2	4824.00	42.59	74.00	-31.41	42.30	0.29	Peak	110	123
3	12060.00	35.60	54.00	-18.40	27.34	8.26	Average	100	88
4	12060.00	48.46	74.00	-25.54	40.20	8.26	Peak	100	88

Note 1: Emission Level (dBuV/m) = SA Reading (dBuV) + Factor* (dB/m)
*Factor includes antenna factor , cable loss and amplifier gain
Note 2: Margin (dB) = Emission level (dBuV/m) – Limit (dBuV/m).

Modulation	ax HE20-OFDMA RU52	**Test Freq. (MHz)**	2412
Polarization	Vertical		

Test By :Akun Chung- Temperature(℃):25 Humidity(%):63

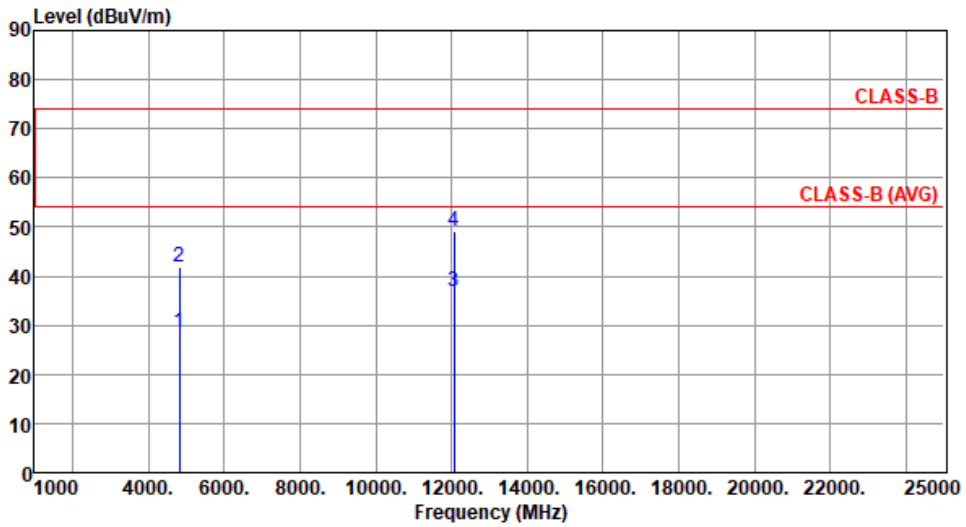

	Freq. MHz	Emission level dBuV/m	Limit dBuV/m	Margin dB	SA reading dBuV	Factor dB/m	Remark	ANT High cm	Turn Table deg
1	4824.00	28.66	54.00	-25.34	28.37	0.29	Average	100	330
2	4824.00	41.99	74.00	-32.01	41.70	0.29	Peak	100	330
3	12060.00	36.74	54.00	-17.26	28.48	8.26	Average	102	276
4	12060.00	49.13	74.00	-24.87	40.87	8.26	Peak	102	276

Note 1: Emission Level (dBuV/m) = SA Reading (dBuV) + Factor* (dB/m)
*Factor includes antenna factor , cable loss and amplifier gain
Note 2: Margin (dB) = Emission level (dBuV/m) – Limit (dBuV/m).

Modulation	ax HE20-OFDMA RU52	**Test Freq. (MHz)**	2437
Polarization	Horizontal		

Test By :Akun Chung- Temperature(℃):25 Humidity(%):63

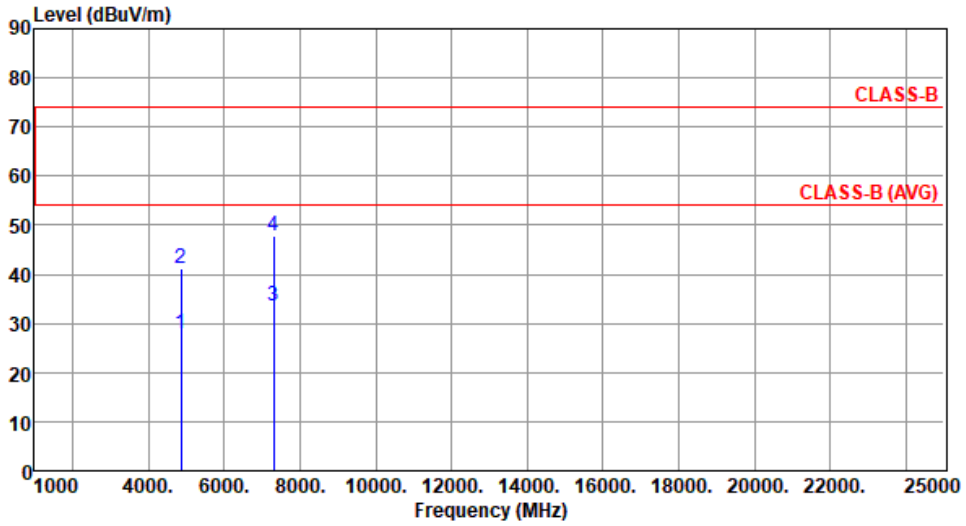

	Freq. MHz	Emission level dBuV/m	Limit dBuV/m	Margin dB	SA reading dBuV	Factor dB/m	Remark	ANT High cm	Turn Table deg
1	4874.00	27.91	54.00	-26.09	27.82	0.09	Average	100	107
2	4874.00	41.25	74.00	-32.75	41.16	0.09	Peak	100	107
3	7311.00	33.42	54.00	-20.58	27.22	6.20	Average	100	68
4	7311.00	47.82	74.00	-26.18	41.62	6.20	Peak	100	68

Note 1: Emission Level (dBuV/m) = SA Reading (dBuV) + Factor* (dB/m)
*Factor includes antenna factor , cable loss and amplifier gain
Note 2: Margin (dB) = Emission level (dBuV/m) – Limit (dBuV/m).

Modulation	ax HE20-OFDMA RU52	**Test Freq. (MHz)**	2437
Polarization	Vertical		

Test By :Akun Chung- Temperature(℃):25 Humidity(%):63

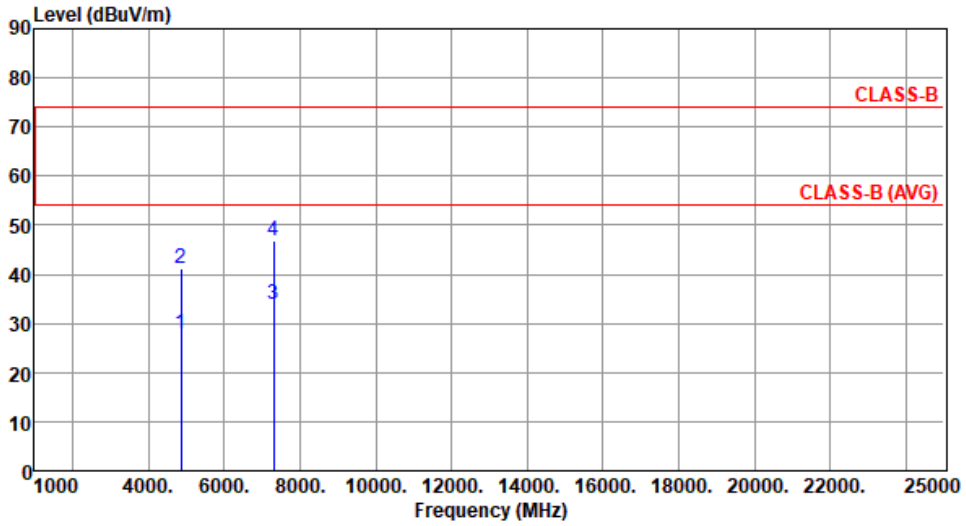

	Freq. MHz	Emission level dBuV/m	Limit dBuV/m	Margin dB	SA reading dBuV	Factor dB/m	Remark	ANT High cm	Turn Table deg
1	4874.00	28.05	54.00	-25.95	27.96	0.09	Average	100	287
2	4874.00	41.17	74.00	-32.83	41.08	0.09	Peak	100	287
3	7311.00	33.76	54.00	-20.24	27.56	6.20	Average	100	308
4	7311.00	46.79	74.00	-27.21	40.59	6.20	Peak	100	308

Note 1: Emission Level (dBuV/m) = SA Reading (dBuV) + Factor* (dB/m)
*Factor includes antenna factor , cable loss and amplifier gain
Note 2: Margin (dB) = Emission level (dBuV/m) – Limit (dBuV/m).

Modulation	ax HE20-OFDMA RU52	**Test Freq. (MHz)**	2462
Polarization	Horizontal		

Test By :Akun Chung- Temperature(℃):25 Humidity(%):63

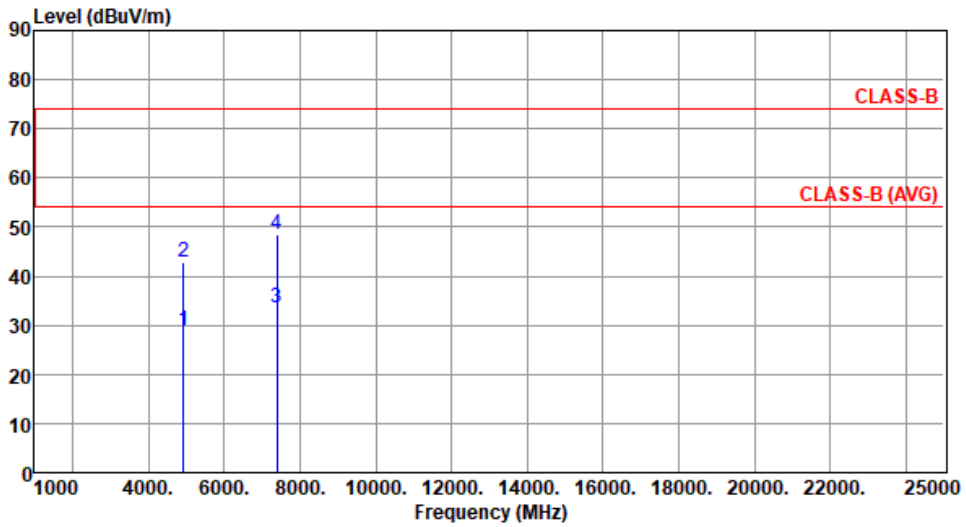

	Freq. MHz	Emission level dBuV/m	Limit dBuV/m	Margin dB	SA reading dBuV	Factor dB/m	Remark	ANT High cm	Turn Table deg
1	4924.00	28.97	54.00	-25.03	28.82	0.15	Average	100	103
2	4924.00	42.70	74.00	-31.30	42.55	0.15	Peak	100	103
3	7386.00	33.50	54.00	-20.50	27.39	6.11	Average	100	94
4	7386.00	48.45	74.00	-25.55	42.34	6.11	Peak	100	94

Note 1: Emission Level (dBuV/m) = SA Reading (dBuV) + Factor* (dB/m)
*Factor includes antenna factor , cable loss and amplifier gain
Note 2: Margin (dB) = Emission level (dBuV/m) – Limit (dBuV/m).

Modulation	ax HE20-OFDMA RU52	**Test Freq. (MHz)**	2462
Polarization	Vertical		

Test By :Akun Chung- Temperature(℃):25 Humidity(%):63

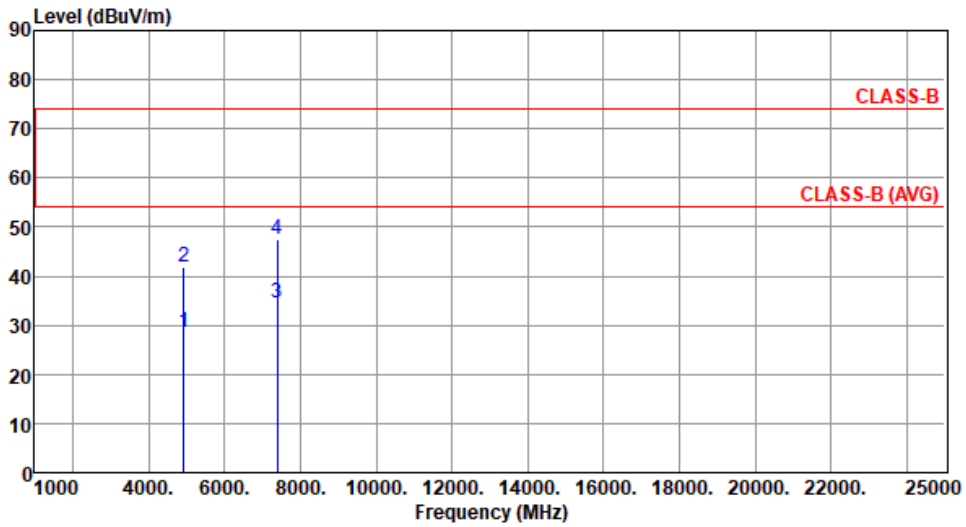

	Freq. MHz	Emission level dBuV/m	Limit dBuV/m	Margin dB	SA reading dBuV	Factor dB/m	Remark	ANT High cm	Turn Table deg
1	4924.00	28.51	54.00	-25.49	28.36	0.15	Average	100	331
2	4924.00	41.92	74.00	-32.08	41.77	0.15	Peak	100	331
3	7386.00	34.62	54.00	-19.38	28.51	6.11	Average	111	276
4	7386.00	47.49	74.00	-26.51	41.38	6.11	Peak	111	276

Note 1: Emission Level (dBuV/m) = SA Reading (dBuV) + Factor* (dB/m)
*Factor includes antenna factor , cable loss and amplifier gain
Note 2: Margin (dB) = Emission level (dBuV/m) – Limit (dBuV/m).

Modulation	ax HE20-OFDMA RU106	**Test Freq. (MHz)**	2412
Polarization	Horizontal-Peak		

Test By :Akun Chung- Temperature(℃):25 Humidity(%):63

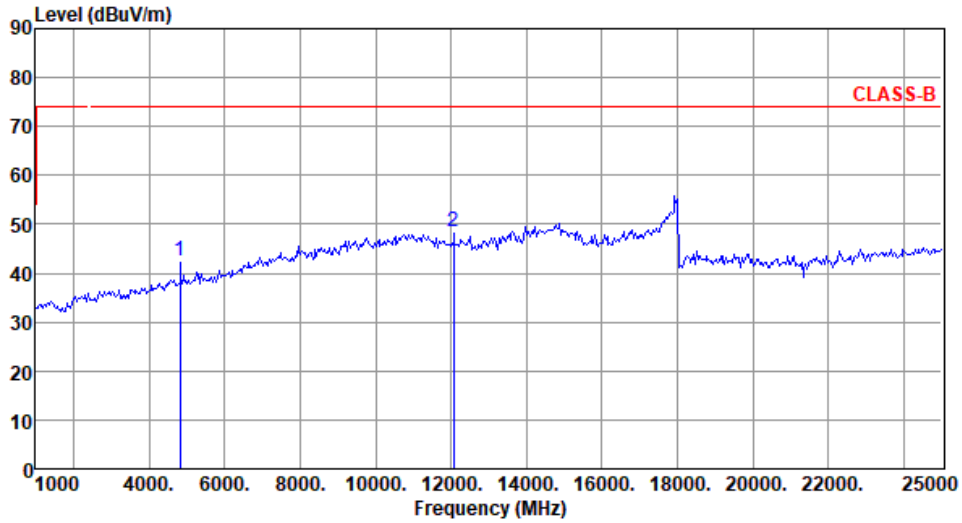

	Freq. MHz	Emission level dBuV/m	Limit dBuV/m	Margin dB	SA reading dBuV	Factor dB/m	Remark	ANT High cm	Turn Table deg
1	4824.00	42.36	74.00	-31.64	42.07	0.29	Peak	100	134
2	12060.00	48.54	74.00	-25.46	40.28	8.26	Peak	100	68

Note 1: Emission Level (dBuV/m) = SA Reading (dBuV) + Factor* (dB/m)
*Factor includes antenna factor , cable loss and amplifier gain
Note 2: Margin (dB) = Emission level (dBuV/m) – Limit (dBuV/m).

Modulation	ax HE20-OFDMA RU106	**Test Freq. (MHz)**	2412
Polarization	Horizontal-Average		

Test By :Akun Chung- Temperature(℃):25 Humidity(%):63

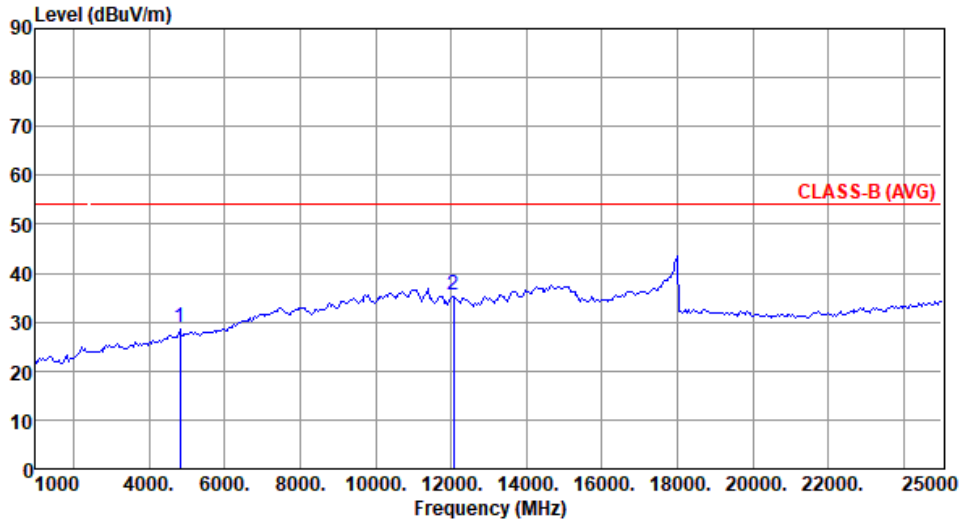

	Freq. MHz	Emission level dBuV/m	Limit dBuV/m	Margin dB	SA reading dBuV	Factor dB/m	Remark	ANT High cm	Turn Table deg
1	4824.00	28.89	54.00	-25.11	28.60	0.29	Average	100	134
2	12060.00	35.67	54.00	-18.33	27.41	8.26	Average	100	68

Note 1: Emission Level (dBuV/m) = SA Reading (dBuV) + Factor* (dB/m)
*Factor includes antenna factor , cable loss and amplifier gain
Note 2: Margin (dB) = Emission level (dBuV/m) – Limit (dBuV/m).

Modulation	ax HE20-OFDMA RU106	**Test Freq. (MHz)**	2412
Polarization	Vertical-Peak		

Test By :Akun Chung- Temperature(℃):25 Humidity(%):63

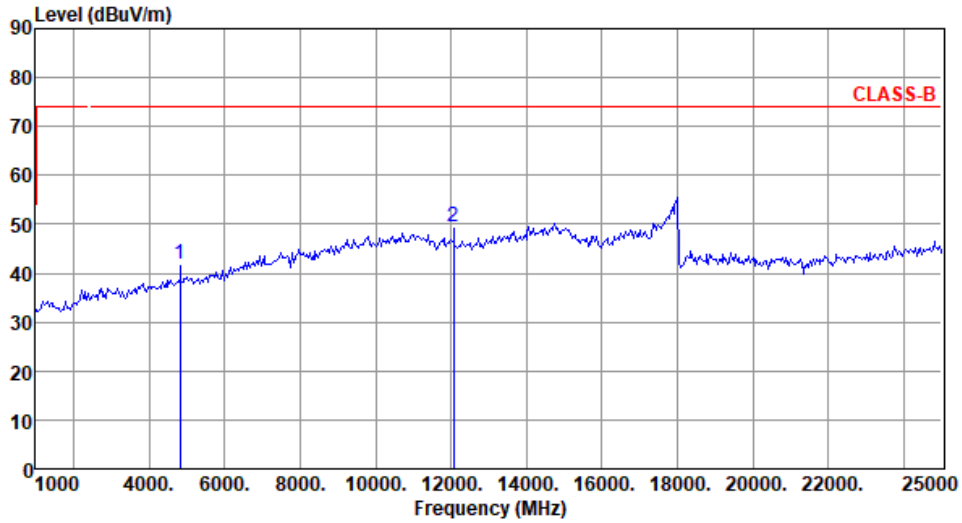

	Freq. MHz	Emission level dBuV/m	Limit dBuV/m	Margin dB	SA reading dBuV	Factor dB/m	Remark	ANT High cm	Turn Table deg
1	4824.00	41.96	74.00	-32.04	41.67	0.29	Peak	100	333
2	12060.00	49.37	74.00	-24.63	41.11	8.26	Peak	100	264

Note 1: Emission Level (dBuV/m) = SA Reading (dBuV) + Factor* (dB/m)
*Factor includes antenna factor , cable loss and amplifier gain
Note 2: Margin (dB) = Emission level (dBuV/m) – Limit (dBuV/m).

Modulation	ax HE20-OFDMA RU106	**Test Freq. (MHz)**	2412
Polarization	Vertical-Average		

Test By :Akun Chung- Temperature(℃):25 Humidity(%):63

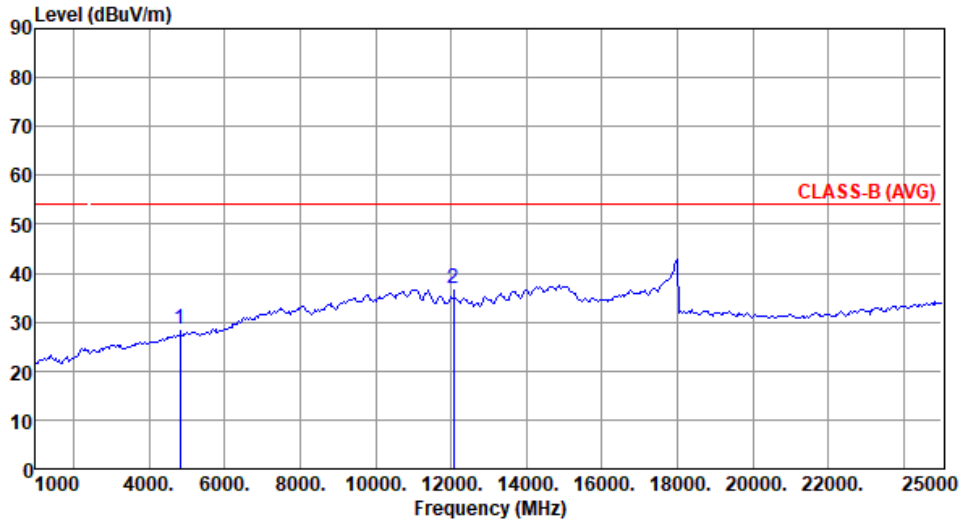

	Freq. MHz	Emission level dBuV/m	Limit dBuV/m	Margin dB	SA reading dBuV	Factor dB/m	Remark	ANT High cm	Turn Table deg
1	4824.00	28.72	54.00	-25.28	28.43	0.29	Average	100	333
2	12060.00	36.78	54.00	-17.22	28.52	8.26	Average	100	264

Note 1: Emission Level (dBuV/m) = SA Reading (dBuV) + Factor* (dB/m)
*Factor includes antenna factor , cable loss and amplifier gain
Note 2: Margin (dB) = Emission level (dBuV/m) – Limit (dBuV/m).

Modulation	ax HE20-OFDMA RU106	**Test Freq. (MHz)**	2437
Polarization	Horizontal		

Test By :Akun Chung- Temperature(℃):25 Humidity(%):63

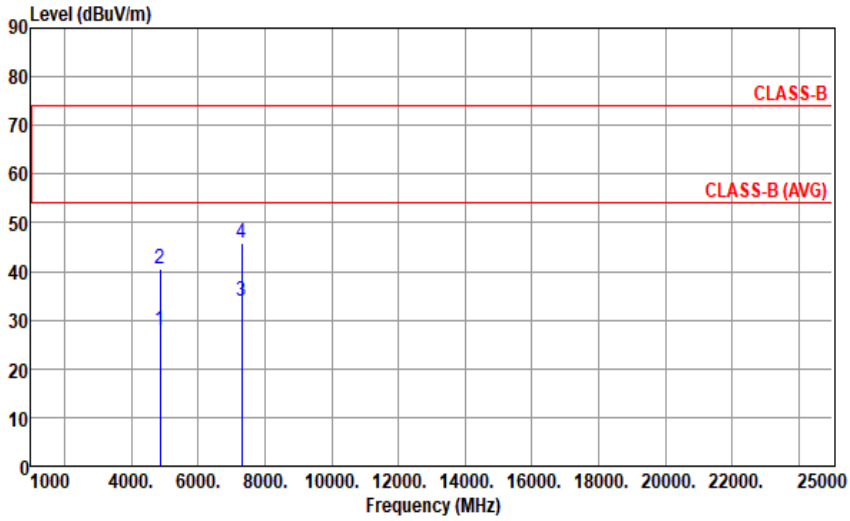

	Freq. MHz	Emission level dBuV/m	Limit dBuV/m	Margin dB	SA reading dBuV	Factor dB/m	Remark	ANT High cm	Turn Table deg
1	4874.00	27.99	54.00	-26.01	27.90	0.09	Average	100	314
2	4874.00	40.68	74.00	-33.32	40.59	0.09	Peak	100	314
3	7311.00	33.77	54.00	-20.23	27.57	6.20	Average	100	267
4	7311.00	45.84	74.00	-28.16	39.64	6.20	Peak	100	267

Note 1: Emission Level (dBuV/m) = SA Reading (dBuV) + Factor* (dB/m)
*Factor includes antenna factor , cable loss and amplifier gain
Note 2: Margin (dB) = Emission level (dBuV/m) – Limit (dBuV/m).

Modulation	ax HE20-OFDMA RU106	**Test Freq. (MHz)**	2437
Polarization	Vertical		

Test By :Akun Chung- Temperature(℃):25 Humidity(%):63

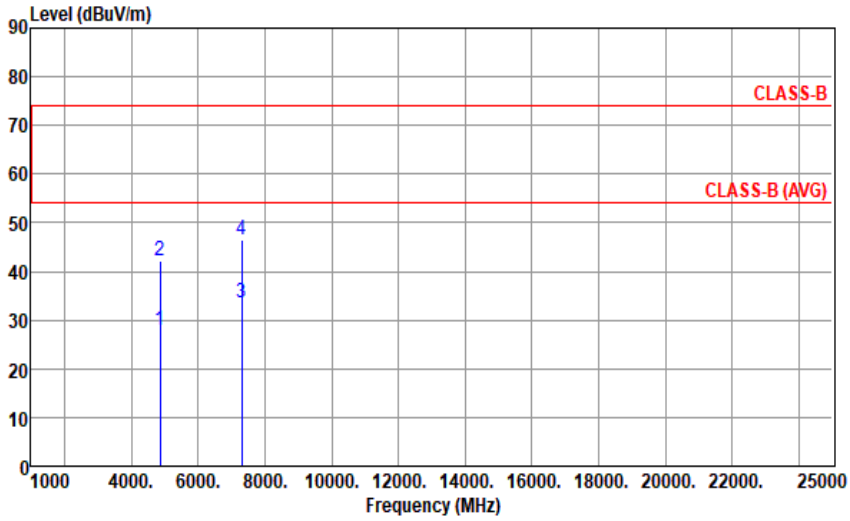

	Freq. MHz	Emission level dBuV/m	Limit dBuV/m	Margin dB	SA reading dBuV	Factor dB/m	Remark	ANT High cm	Turn Table deg
1	4874.00	28.04	54.00	-25.96	27.95	0.09	Average	100	261
2	4874.00	42.06	74.00	-31.94	41.97	0.09	Peak	100	261
3	7311.00	33.66	54.00	-20.34	27.46	6.20	Average	100	288
4	7311.00	46.34	74.00	-27.66	40.14	6.20	Peak	100	288

Note 1: Emission Level (dBuV/m) = SA Reading (dBuV) + Factor* (dB/m)
*Factor includes antenna factor , cable loss and amplifier gain
Note 2: Margin (dB) = Emission level (dBuV/m) – Limit (dBuV/m).

Modulation	ax HE20-OFDMA RU106	**Test Freq. (MHz)**	2462
Polarization	Horizontal		

Test By :Akun Chung- Temperature(℃):25 Humidity(%):63

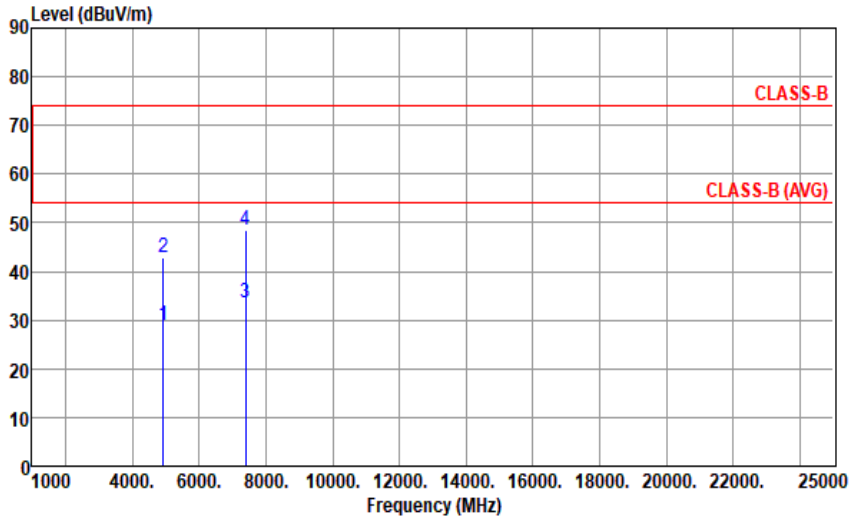

	Freq. MHz	Emission level dBuV/m	Limit dBuV/m	Margin dB	SA reading dBuV	Factor dB/m	Remark	ANT High cm	Turn Table deg
1	4924.00	28.88	54.00	-25.12	28.73	0.15	Average	100	182
2	4924.00	42.76	74.00	-31.24	42.61	0.15	Peak	100	182
3	7386.00	33.52	54.00	-20.48	27.41	6.11	Average	100	116
4	7386.00	48.56	74.00	-25.44	42.45	6.11	Peak	100	116

Note 1: Emission Level (dBuV/m) = SA Reading (dBuV) + Factor* (dB/m)
*Factor includes antenna factor , cable loss and amplifier gain
Note 2: Margin (dB) = Emission level (dBuV/m) – Limit (dBuV/m).

Modulation	ax HE20-OFDMA RU106	**Test Freq. (MHz)**	2462
Polarization	Vertical		

Test By :Akun Chung- Temperature(℃):25 Humidity(%):63

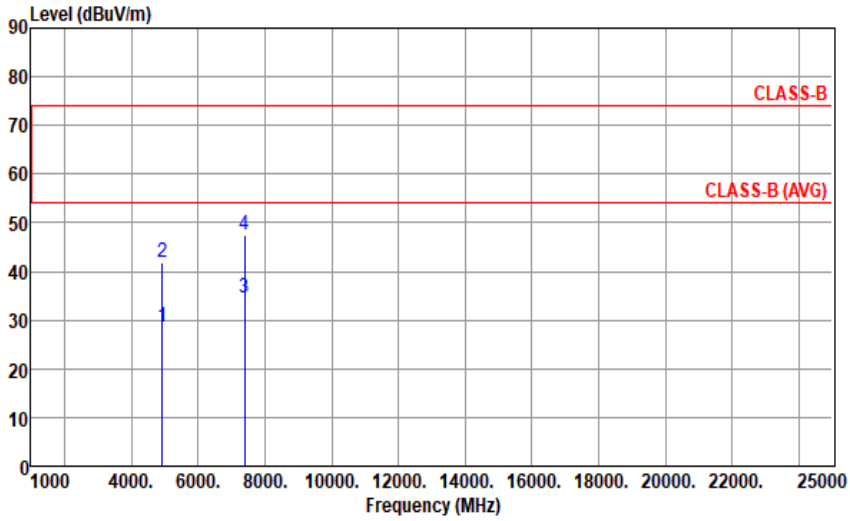

	Freq. MHz	Emission level dBuV/m	Limit dBuV/m	Margin dB	SA reading dBuV	Factor dB/m	Remark	ANT High cm	Turn Table deg
1	4924.00	28.55	54.00	-25.45	28.40	0.15	Average	100	326
2	4924.00	41.85	74.00	-32.15	41.70	0.15	Peak	100	326
3	7386.00	34.65	54.00	-19.35	28.54	6.11	Average	105	268
4	7386.00	47.59	74.00	-26.41	41.48	6.11	Peak	105	268

Note 1: Emission Level (dBuV/m) = SA Reading (dBuV) + Factor* (dB/m)
*Factor includes antenna factor , cable loss and amplifier gain
Note 2: Margin (dB) = Emission level (dBuV/m) – Limit (dBuV/m).

2.4-2.4835GHz_802.11ax HEW20_RU26_Index3_20MHz_Nss1,(MCS0)_1TX **CSENdB**

2412MHz

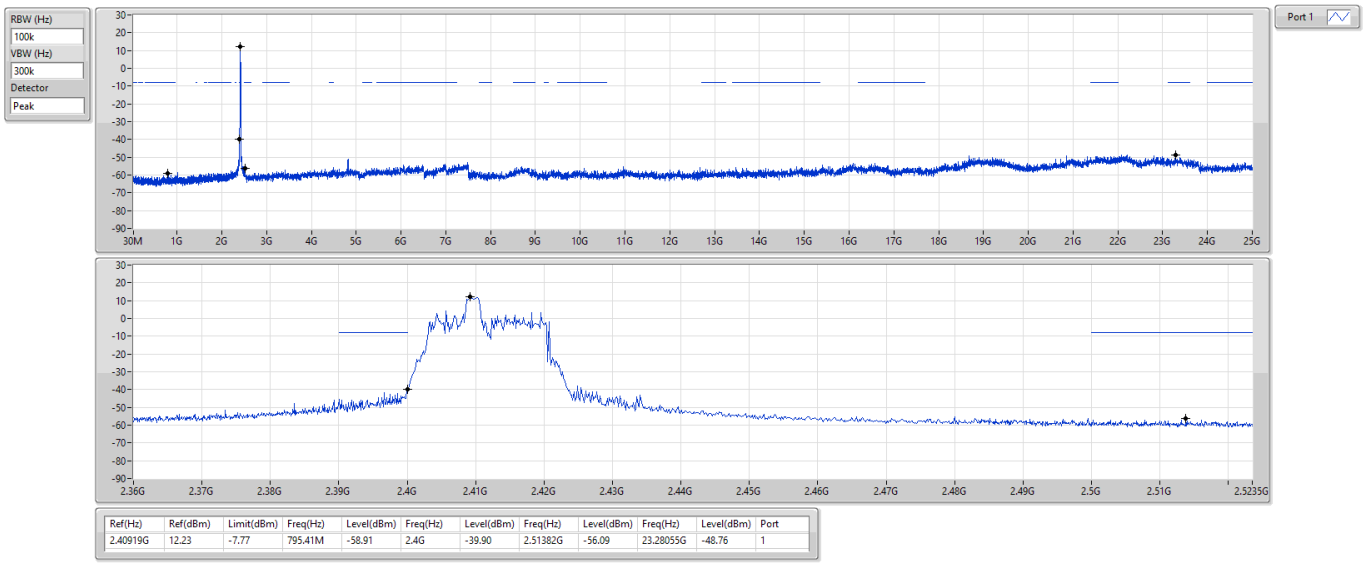

Ref(Hz)	Ref(dBm)	Limit(dBm)	Freq(Hz)	Level(dBm)	Freq(Hz)	Level(dBm)	Freq(Hz)	Level(dBm)	Freq(Hz)	Level(dBm)	Port
2.40919G	12.23	-7.77	795.41M	-58.91	2.4G	-39.90	2.51382G	-56.09	23.28055G	-48.76	1

2.4-2.4835GHz_802.11ax HEW20_RU26_Index3_20MHz_Nss1,(MCS0)_1TX **CSENdB**

2437MHz

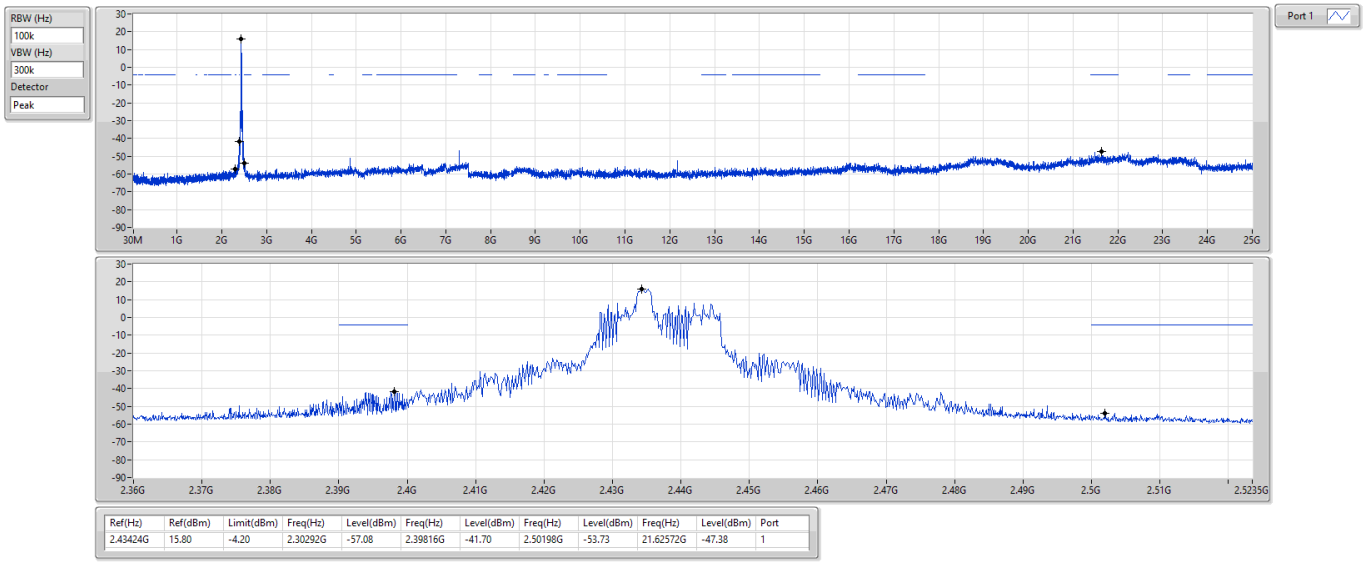

Ref(Hz)	Ref(dBm)	Limit(dBm)	Freq(Hz)	Level(dBm)	Freq(Hz)	Level(dBm)	Freq(Hz)	Level(dBm)	Freq(Hz)	Level(dBm)	Port
2.43424G	15.80	-4.20	2.30292G	-57.08	2.39816G	-41.70	2.50198G	-53.73	21.62572G	-47.38	1

2.4-2.4835GHz_802.11ax HEW20_RU26_Index3_20MHz_Nss1,(MCS0)_1TX **CSENdB**

2462MHz

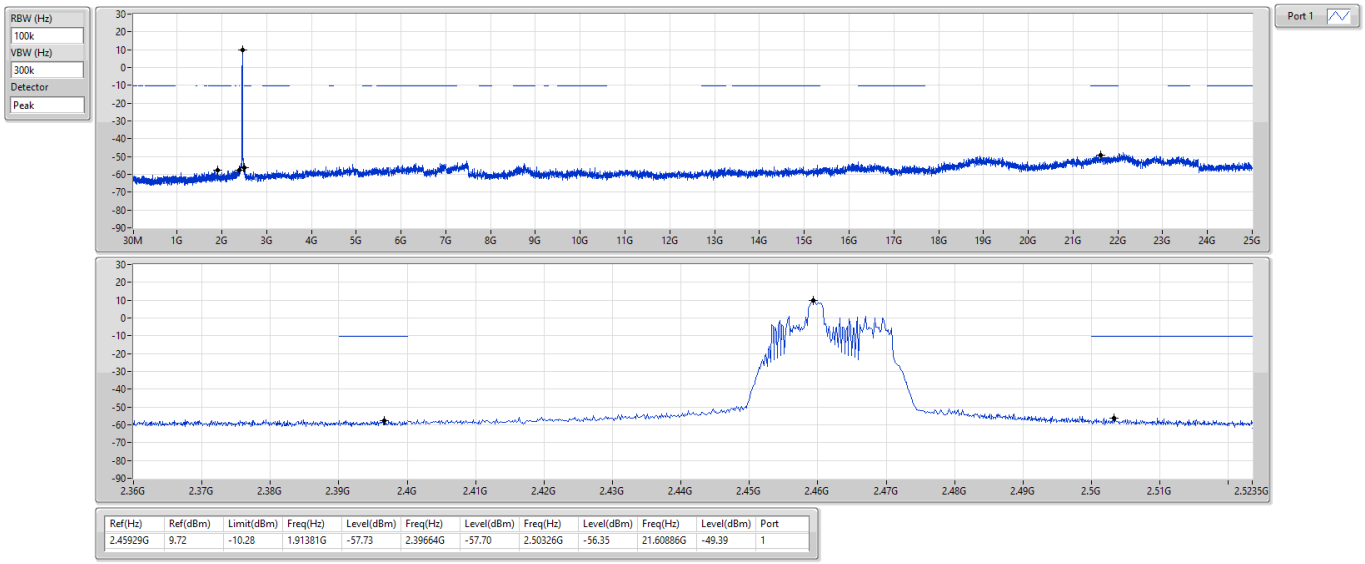

Ref(Hz)	Ref(dBm)	Limit(dBm)	Freq(Hz)	Level(dBm)	Freq(Hz)	Level(dBm)	Freq(Hz)	Level(dBm)	Freq(Hz)	Level(dBm)	Port
2.45929G	9.72	-10.28	1.91381G	-57.73	2.39664G	-57.70	2.50326G	-56.35	21.60886G	-49.39	1

2.4-2.4835GHz_802.11ax HEW20_RU52_Index38_20MHz_Nss1,(MCS0)_1TX **CSENdB**

2412MHz

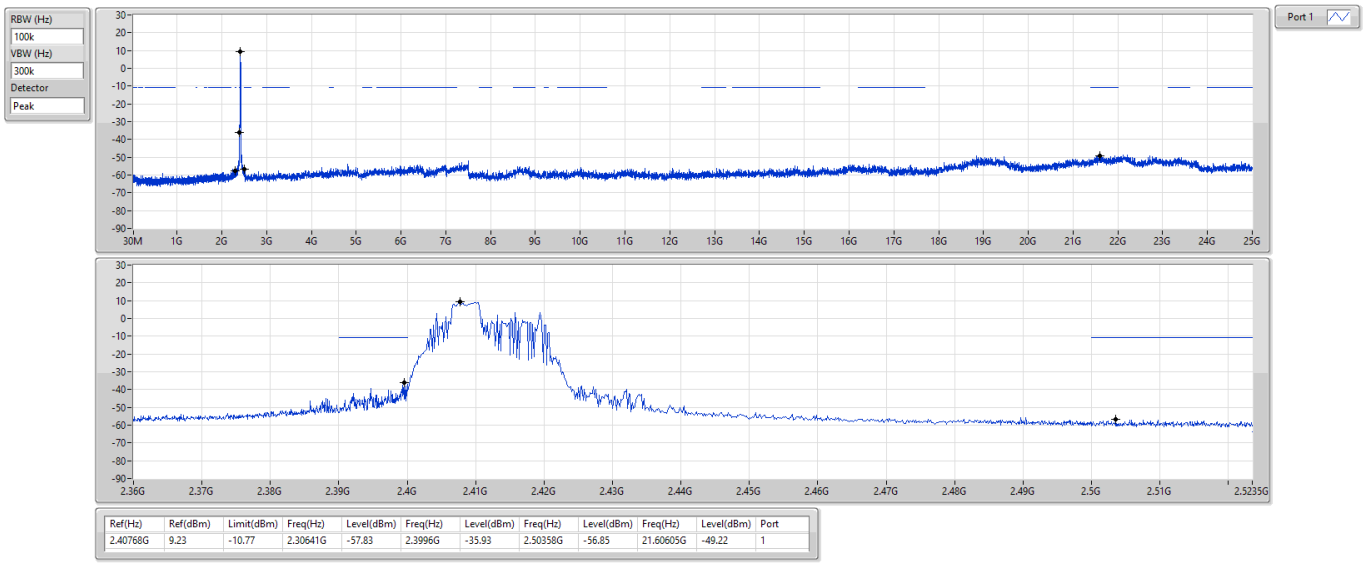

Ref(Hz)	Ref(dBm)	Limit(dBm)	Freq(Hz)	Level(dBm)	Freq(Hz)	Level(dBm)	Freq(Hz)	Level(dBm)	Freq(Hz)	Level(dBm)	Port
2.40768G	9.23	-10.77	2.30641G	-57.83	2.3996G	-35.93	2.50358G	-56.85	21.60605G	-49.22	1

2.4-2.4835GHz_802.11ax HEW20_RU52_Index38_20MHz_Nss1,(MCS0)_1TX **CSENdB**

2437MHz

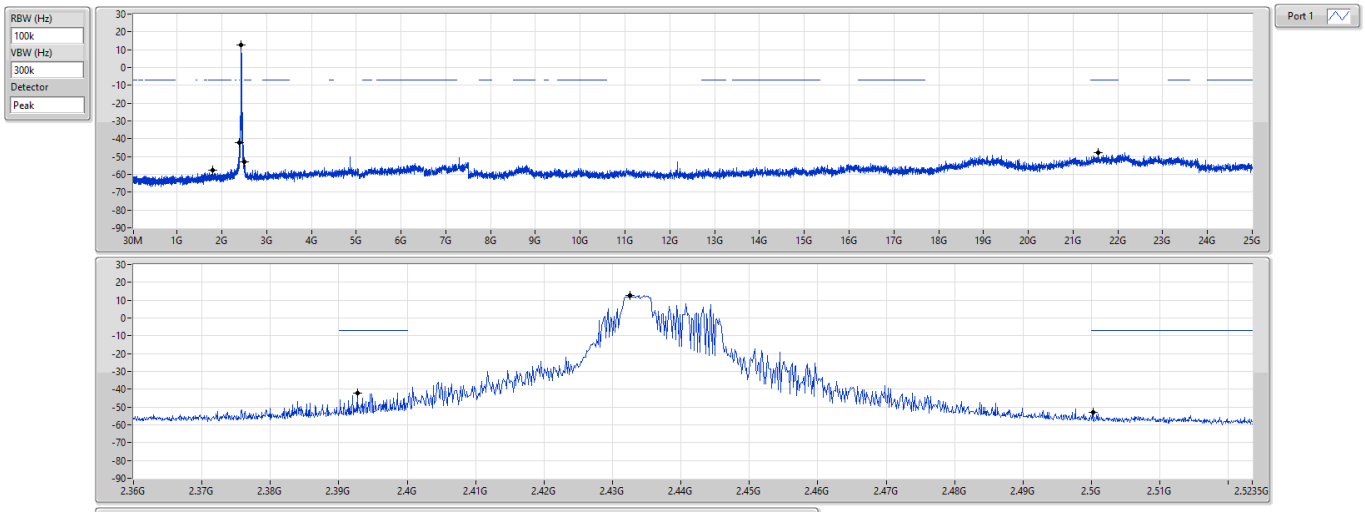

Ref(Hz)	Ref(dBm)	Limit(dBm)	Freq(Hz)	Level(dBm)	Freq(Hz)	Level(dBm)	Freq(Hz)	Level(dBm)	Freq(Hz)	Level(dBm)	Port
2.43257G	12.77	-7.23	1.79964G	-57.44	2.39272G	-42.39	2.50022G	-52.97	21.55829G	-47.88	1

2.4-2.4835GHz_802.11ax HEW20_RU52_Index38_20MHz_Nss1,(MCS0)_1TX **CSENdB**

2462MHz

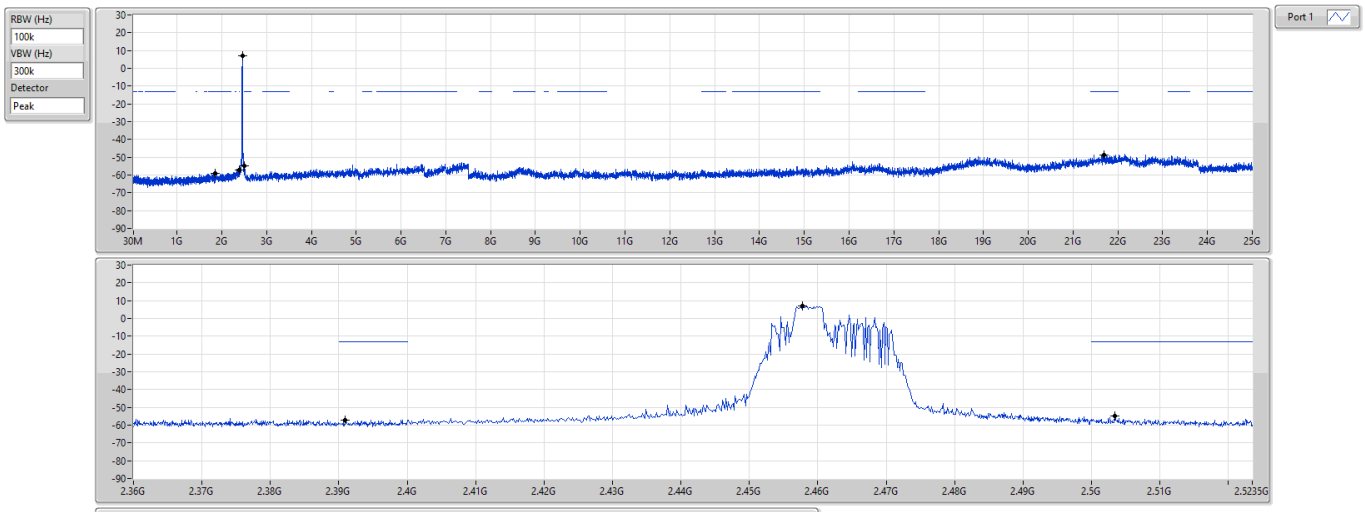

Ref(Hz)	Ref(dBm)	Limit(dBm)	Freq(Hz)	Level(dBm)	Freq(Hz)	Level(dBm)	Freq(Hz)	Level(dBm)	Freq(Hz)	Level(dBm)	Port
2.45778G	6.98	-13.02	1.84973G	-59.12	2.39096G	-56.98	2.50342G	-55.02	21.69595G	-48.73	1

2.4-2.4835GHz_802.11ax HEW20_RU106_Index53_20MHz_Nss1,(MCS0)_1TX **CSENdB**

2412MHz

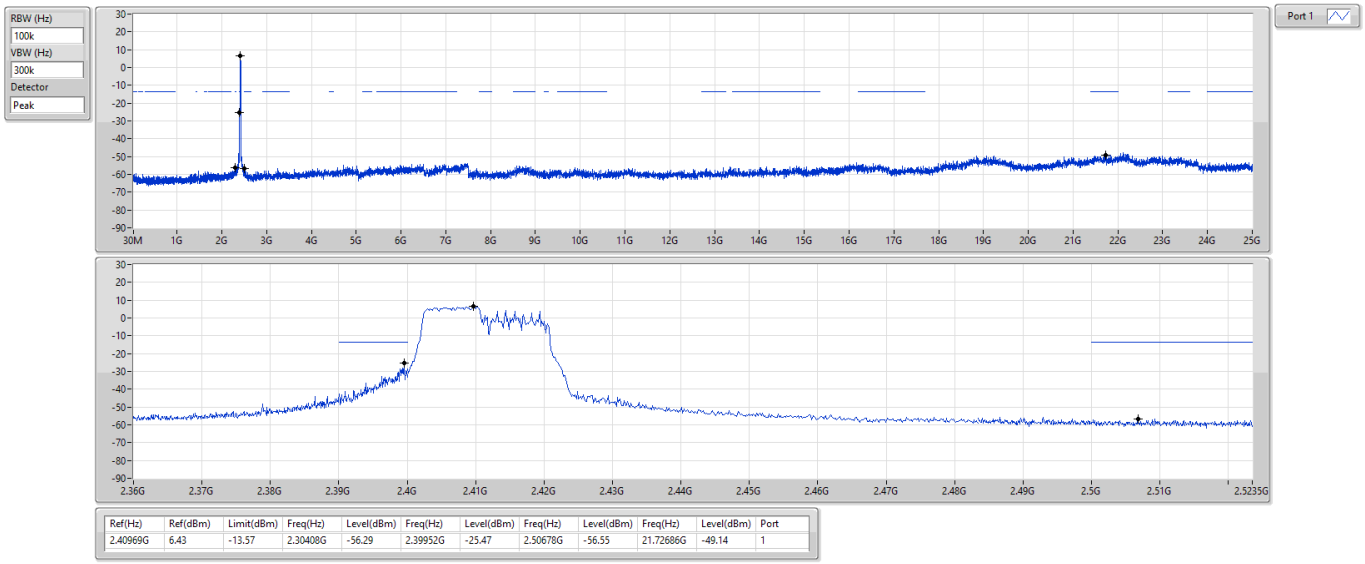

Ref(Hz)	Ref(dBm)	Limit(dBm)	Freq(Hz)	Level(dBm)	Freq(Hz)	Level(dBm)	Freq(Hz)	Level(dBm)	Freq(Hz)	Level(dBm)	Port
2.40969G	6.43	-13.57	2.30408G	-56.29	2.39952G	-25.47	2.50678G	-56.55	21.72686G	-49.14	1

2.4-2.4835GHz_802.11ax HEW20_RU106_Index53_20MHz_Nss1,(MCS0)_1TX **CSENdB**

2437MHz

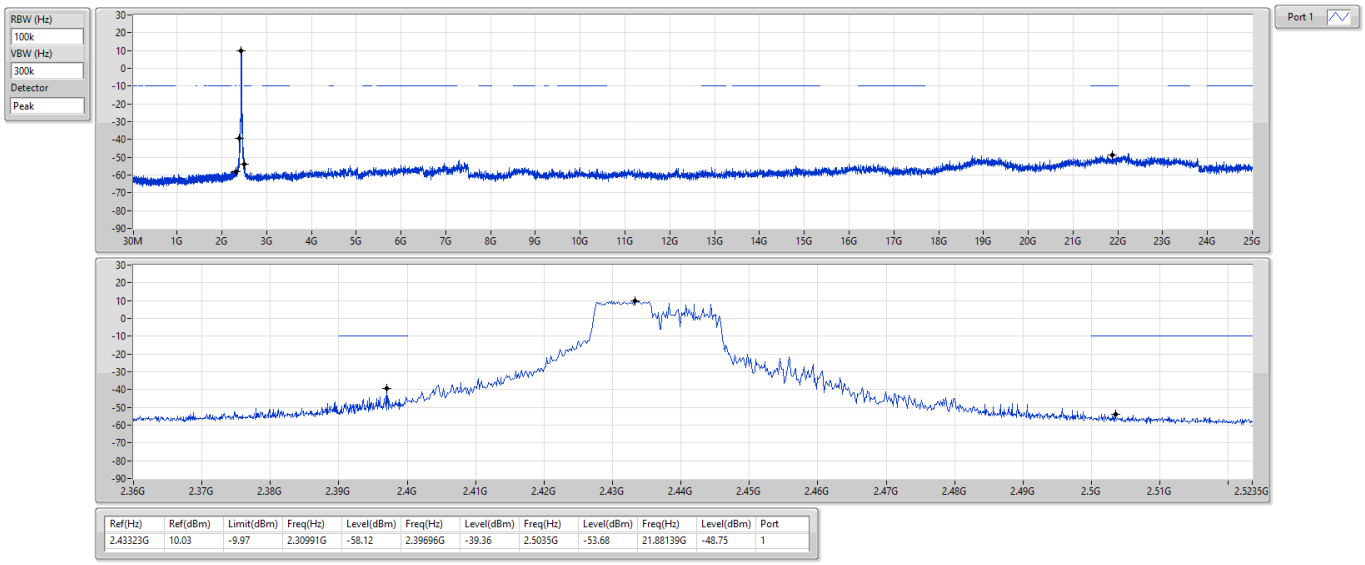

Ref(Hz)	Ref(dBm)	Limit(dBm)	Freq(Hz)	Level(dBm)	Freq(Hz)	Level(dBm)	Freq(Hz)	Level(dBm)	Freq(Hz)	Level(dBm)	Port
2.43323G	10.03	-9.97	2.30991G	-58.12	2.39696G	-39.36	2.5035G	-53.68	21.88139G	-48.75	1

2.4-2.4835GHz_802.11ax HEW20_RU106_Index53_20MHz_Nss1,(MCS0)_1TX **CSENdB**

2462MHz

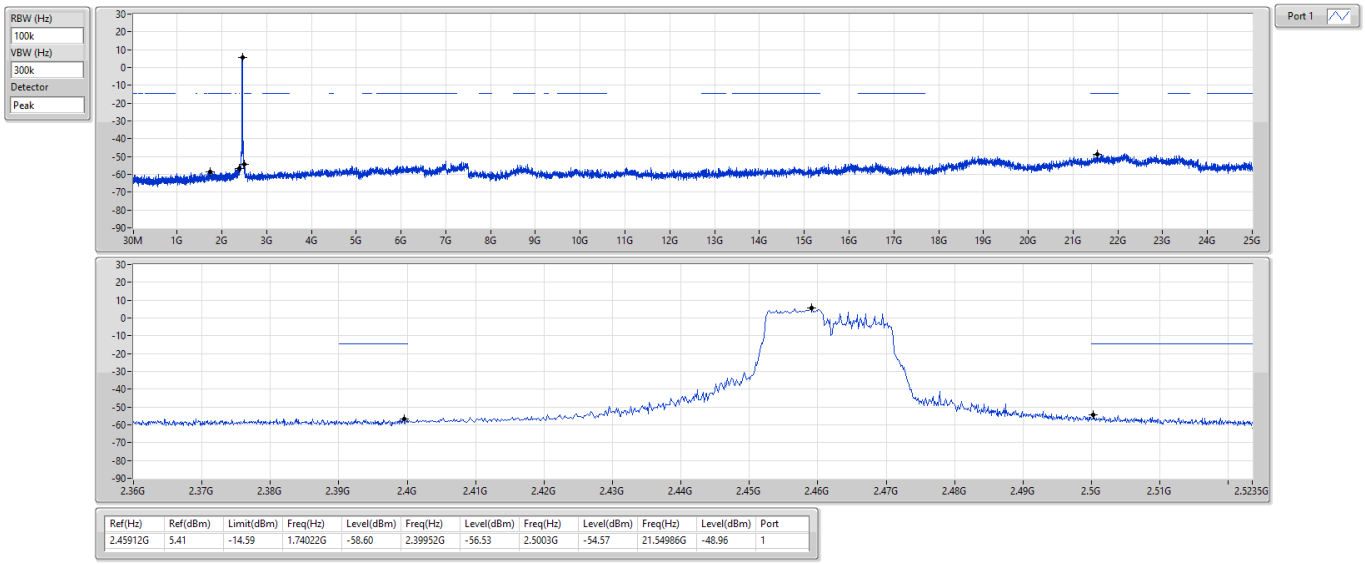

Ref(Hz)	Ref(dBm)	Limit(dBm)	Freq(Hz)	Level(dBm)	Freq(Hz)	Level(dBm)	Freq(Hz)	Level(dBm)	Freq(Hz)	Level(dBm)	Port
2.45912G	5.41	-14.59	1.74022G	-58.60	2.39952G	-56.53	2.5003G	-54.57	21.54986G	-48.96	1

Modulation Mode	ax HE20-OFDMA RU26	**Test Freq. (MHz)**	2437
Power Phase	Line		

Test by : Akun Chung Temperature: 24°C Humidity: 65%

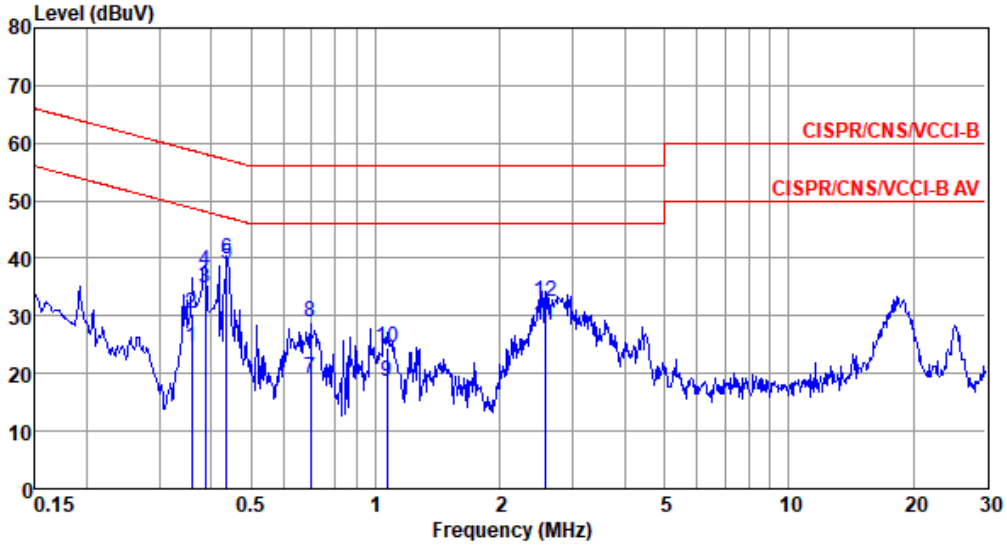

	Freq MHz	Level dBuV	Limit Line dBuV	Over Limit dB	Read Level dBuV	Factor dB	Cable loss dB	Aux dB	Remark
1	0.360	24.64	48.74	-24.10	14.96	9.64	0.04	0.00	Average
2	0.360	30.27	58.74	-28.47	20.59	9.64	0.04	0.00	QP
3	0.387	34.94	48.12	-13.18	25.26	9.64	0.04	0.00	Average
4	0.387	37.69	58.12	-20.43	28.01	9.64	0.04	0.00	QP
5*	0.436	39.01	47.14	-8.13	29.33	9.64	0.04	0.00	Average
6	0.436	39.86	57.14	-17.28	30.18	9.64	0.04	0.00	QP
7	0.697	19.10	46.00	-26.90	9.40	9.65	0.05	0.00	Average
8	0.697	28.79	56.00	-27.21	19.09	9.65	0.05	0.00	QP
9	1.065	18.57	46.00	-27.43	8.86	9.65	0.06	0.00	Average
10	1.065	24.64	56.00	-31.36	14.93	9.65	0.06	0.00	QP
11	2.567	28.46	46.00	-17.54	18.69	9.66	0.11	0.00	Average
12	2.567	32.37	56.00	-23.63	22.60	9.66	0.11	0.00	QP

Note 1: Level (dBuV) = Read Level (dBuV) + LISN Factor (dB) + Cable Loss (dB) + Aux (dB).
2: Over Limit (dB) = Level (dBuV) – Limit Line (dBuV).

Modulation Mode	ax HE20-OFDMA RU26	**Test Freq. (MHz)**	2437
Power Phase	Neutral		

Test by : Akun Chung Temperature: 24℃ Humidity: 65%

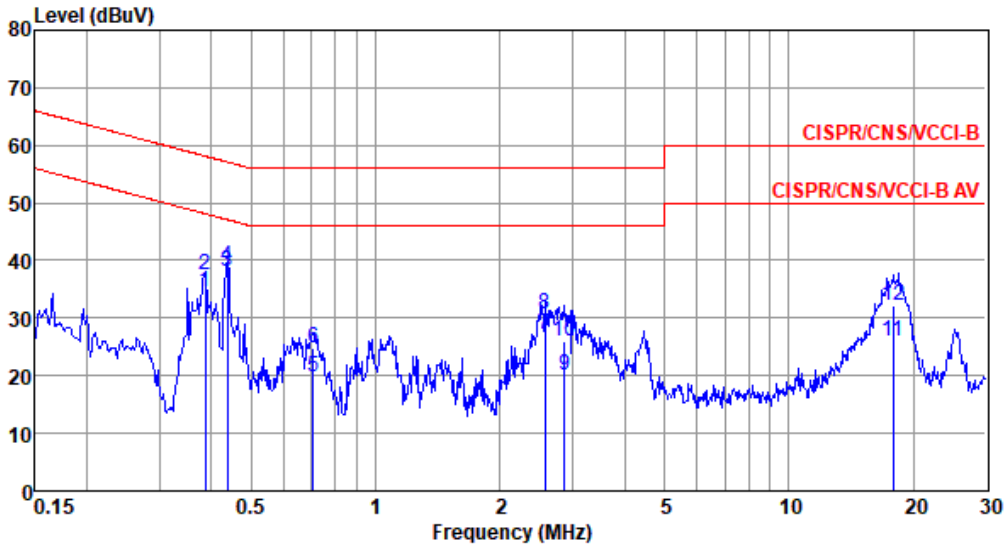

	Freq MHz	Level dBuV	Limit Line dBuV	Over Limit dB	Read Level dBuV	Factor dB	Cable loss dB	Aux dB	Remark
1	0.387	34.60	48.12	-13.52	24.93	9.63	0.04	0.00	Average
2	0.387	37.58	58.12	-20.54	27.91	9.63	0.04	0.00	QP
3*	0.437	38.19	47.11	-8.92	28.52	9.63	0.04	0.00	Average
4	0.437	39.03	57.11	-18.08	29.36	9.63	0.04	0.00	QP
5	0.705	19.85	46.00	-26.15	10.16	9.64	0.05	0.00	Average
6	0.705	24.79	56.00	-31.21	15.10	9.64	0.05	0.00	QP
7	2.567	27.30	46.00	-18.70	17.54	9.65	0.11	0.00	Average
8	2.567	30.67	56.00	-25.33	20.91	9.65	0.11	0.00	QP
9	2.869	20.05	46.00	-25.95	10.27	9.66	0.12	0.00	Average
10	2.869	26.06	56.00	-29.94	16.28	9.66	0.12	0.00	QP
11	17.849	26.04	50.00	-23.96	15.97	9.78	0.29	0.00	Average
12	17.849	32.23	60.00	-27.77	22.16	9.78	0.29	0.00	QP

Note 1: Level (dBuV) = Read Level (dBuV) + LISN Factor (dB) + Cable Loss (dB) + Aux (dB).
2: Over Limit (dB) = Level (dBuV) – Limit Line (dBuV).